

YAMAHA

GM10001

FEATURES / CARACTERÍSTICAS: 12V
 REPLACES / REEMPLAZA:
YAMAHA: 4CK-81960-01, 5HH-H1960-00
 APPLICATION / APLICACIÓN:
YAMAHA: RT180 1997>1998, TTR230 2005>2014,
 TTR90 2001>2002, TTR90E 2003>2007, TTR125E
 2003>2011

HONDA

GM10002

FEATURES / CARACTERÍSTICAS: 12V
 REPLACES / REEMPLAZA:
HONDA: 31600-GAH-004, 31600-GBL-B71
 APPLICATION / APLICACIÓN:
HONDA: C90 1993>1996, CG125 - 1993>2001,
 CRF150F / CRF230F 2003>2015, CRM50R 1992>1996,
 NSR50R 1997>2000, SGX50 1997>2001, SK50M
 1993>2000, SRX100 1998>1999, Z50J 1992>1996

HONDA

GM10003

FEATURES / CARACTERÍSTICAS: 12V
 REPLACES / REEMPLAZA:
HONDA: 31600-KRM-851
 APPLICATION / APLICACIÓN:
HONDA: CG 150 Titan >2008, NXR 150 Bros >2006,
 Fan 125 2009>, Biz 100 2012, NXR 125 Bros 2013

HONDA

GM10004

FEATURES / CARACTERÍSTICAS: 12V
 REPLACES / REEMPLAZA:
HONDA: 31600-MCG-000, 31600-MCG-771
 APPLICATION / APLICACIÓN:
HONDA: NX 4 Falcon 1999>2008

HONDA

GM10005

FEATURES / CARACTERÍSTICAS: 12V
 REPLACES / REEMPLAZA:
HONDA: 31600-KRW-900
 APPLICATION / APLICACIÓN:
HONDA: NX/XR/CBX 200, NX/CBX 150 Aero

HONDA

GM10006

FEATURES / CARACTERÍSTICAS: 12V
 REPLACES / REEMPLAZA:
HONDA: 31600-HN5-671, 31600-HN5-M40, 31600-
 KPF-961
 APPLICATION / APLICACIÓN:
HONDA: TRX 350, TRX 400, TRX 450, VT 750, CBX
 250 Twister >2008, XR 250 Tornado >2008

HONDA

GM10007

FEATURES / CARACTERÍSTICAS: 12V
 REPLACES / REEMPLAZA:
HONDA: 31600-GE2-741, 31600-GW0-004
 APPLICATION / APLICACIÓN:
HONDA: CG 125 1987>1991, C 100 Dream

YAMAHA

GM10008

FEATURES / CARACTERÍSTICAS: 12V
 REPLACES / REEMPLAZA:
YAMAHA: 1S4-H1960-00
 APPLICATION / APLICACIÓN:
YAMAHA: YS 250 Fazer >2011

YAMAHA

GM10009

FEATURES / CARACTERÍSTICAS: 12V
 REPLACES / REEMPLAZA:
YAMAHA: 4B4-H1960-00
 APPLICATION / APLICACIÓN:
YAMAHA: XTZ 250 Lander >2012

HONDA

GM10010

FEATURES / CARACTERÍSTICAS: 12V
 REPLACES / REEMPLAZA:
HONDA: 31600-413-008
 APPLICATION / APLICACIÓN:
HONDA: CH 150, CM 200, CM 400, CM 450, CS 450,
 CX 500, FT 500, GB 500, GL 500, NS 250, XBR 500, XL
 600, CB 250, CB 400, CB 450, CB 500

HONDA

GM10011

FEATURES / CARACTERÍSTICAS: 12V
 REPLACES / REEMPLAZA:
HONDA: 31600-KAS-901
 APPLICATION / APLICACIÓN:
HONDA: NX 350 Sahara

SUZUKI

GM10012

FEATURES / CARACTERÍSTICAS: 12V
 REPLACES / REEMPLAZA:
SUZUKI: 32800-C01D00J000
 APPLICATION / APLICACIÓN:
SUZUKI: GS 500 2001>2008

SUZUKI



GM10013

FEATURES / CARACTERÍSTICAS: 12V
 REPLACES / REEMPLAZA:
SUZUKI: 32800-29B00, 32800-22D20, 32800-26H00, 32800-05351
 APPLICATION / APLICACIÓN:
SUZUKI: EN 125, GN 125, GN 250, GS 125, GZ 125, GZ 250, TU 125, TU 250, Intruder 125

HONDA



GM10014

FEATURES / CARACTERÍSTICAS: 12V
 REPLACES / REEMPLAZA:
HONDA: 31600-KSS-900
 APPLICATION / APLICACIÓN:
HONDA: Biz 125 >2008

HONDA



GM10015

FEATURES / CARACTERÍSTICAS: 12V
 REPLACES / REEMPLAZA:
HONDA: 31600-KSS-B31
 APPLICATION / APLICACIÓN:
HONDA: Biz 125 2009> Flex, CG 150 Titan 2009>, CG 150 Titan Mix Flex, Fan 150 ESI/ESDI, NXR 150 Bros 2009> Mix Flex

HONDA



GM10016

FEATURES / CARACTERÍSTICAS: 12V
 REPLACES / REEMPLAZA:
HONDA: 31600-MV4-000, 31600-MV4-010
 APPLICATION / APLICACIÓN:
HONDA: CBR 600 F1 F2 F3 F4, CBR 900RR, VFR 750F, PC 800, VFR 1000F, CB 250, CB 400, CB 500, CBR 450

YAMAHA



GM10017

FEATURES / CARACTERÍSTICAS: 12V
 REPLACES / REEMPLAZA:
YAMAHA: 3TJ-81960-02
 APPLICATION / APLICACIÓN:
YAMAHA: WR 125, DT 230, ST 225, TDR 125, TT-R250, TT 250R, TT 600, TTR 225, TW 125, TW 200, TW 225, XG 250, XT 225, XT 250, XT 500, XT 600, YN 50

HONDA



GM10018

FEATURES / CARACTERÍSTICAS: 12V
 REPLACES / REEMPLAZA:
HONDA: 31600-KB7-008
 APPLICATION / APLICACIÓN:
HONDA: XL125 / XL185 / XL250 / XL250S

HONDA



GM10019

FEATURES / CARACTERÍSTICAS: 12V
 REPLACES / REEMPLAZA:
HONDA: 31600-437-971
 APPLICATION / APLICACIÓN:
HONDA: CG 125 Turuna 1982>, CG 125 ML 1985, XLS 125, XL 125S

HONDA



GM10020

FEATURES / CARACTERÍSTICAS: 12V
 REPLACES / REEMPLAZA:
HONDA: 31600-GBL-871, 31600-GBL-872, 31600-GW0-004, 31600-KSS-900
 APPLICATION / APLICACIÓN:
HONDA: CRF230F 2003>2008, SA50 1994>2001, SA50P 1994>2001

YAMAHA



GM10021

FEATURES / CARACTERÍSTICAS: 12V
 REPLACES / REEMPLAZA:
YAMAHA: 25D-H1960-00
 APPLICATION / APLICACIÓN:
YAMAHA: Neo AT 115 2008>2012

SUZUKI



GM10022

FEATURES / CARACTERÍSTICAS: 12V
 REPLACES / REEMPLAZA:
SUZUKI: 32800-22D20
 APPLICATION / APLICACIÓN:
SUZUKI: Burgman 125 >2009

SUNDOWN



GM10023

FEATURES / CARACTERÍSTICAS: 12V
 REPLACES / REEMPLAZA:
SUNDOWN: AT022ELE0001, 072CHI0009
 APPLICATION / APLICACIÓN:
SUNDOWN: Web 100 2002>2006

DAFRA



GM10024

FEATURES / CARACTERÍSTICAS: 12V
 REPLACES / REEMPLAZA:
DAFRA: D01316000000SI, D03316000000SI
 APPLICATION / APLICACIÓN:
DAFRA: Speed 150, Super 100, Kansas 150

SUNDOWN



GM10025

FEATURES / CARACTERÍSTICAS: 12V
 REPLACES / REEMPLAZA:
SUNDOWN: 052ELE0011
 APPLICATION / APLICACIÓN:
SUNDOWN: Future 125 2005>

SUNDOWN



GM10026

FEATURES / CARACTERÍSTICAS: 12V
 REPLACES / REEMPLAZA:
SUNDOWN: 032ELE0003, 042ELE0003
 APPLICATION / APLICACIÓN:
SUNDOWN: Max, Hunter 125

SHINERAY



GM10027

FEATURES / CARACTERÍSTICAS: 12V
 REPLACES / REEMPLAZA:
SHINERAY: X200IND08-E015NN, X1505ES05-E015NN
 APPLICATION / APLICACIÓN:
SHINERAY: XY 125 / 150 / 200-5

HONDA



GM10028

FEATURES / CARACTERÍSTICAS: 12V
 REPLACES / REEMPLAZA:
HONDA: 31600-KRM-851
 APPLICATION / APLICACIÓN:
HONDA: CG 150 Titan >2008 / NXR 150 Bros >2008

DAFRA



GM10029

FEATURES / CARACTERÍSTICAS: 12V
 REPLACES / REEMPLAZA:
DAFRA: 30701-A21-100, 30701-A21-101
 APPLICATION / APLICACIÓN:
DAFRA: Citycom S 300I, Citycom S 300I ABS

DAFRA



GM10030

FEATURES / CARACTERÍSTICAS: 12V
 REPLACES / REEMPLAZA:
DAFRA: 31231-T41-001
 APPLICATION / APLICACIÓN:
DAFRA: Cityclass 200i

HONDA



GM10031 // NEW //

FEATURES / CARACTERÍSTICAS: 12V
 REPLACES / REEMPLAZA:
HONDA: 31600-KVK-901
 APPLICATION / APLICACIÓN:
HONDA: CB 300 (all)

HONDA



GM10032 // NEW //

FEATURES / CARACTERÍSTICAS: 12V
 REPLACES / REEMPLAZA:
HONDA: 31600-HP6-A01
 APPLICATION / APLICACIÓN:
HONDA: XRE 300 (all)

BMW







GM10033 // NEW //

FEATURES / CARACTERÍSTICAS: 12V
 REPLACES / REEMPLAZA:
BMW: FH020AA, 12317718422
 APPLICATION / APLICACIÓN:
BMW: S1000R, S1000RR, S1000XR, S1000RR HP4 competition, S1000RR HP4 street (all models) 2010>2018







MINIATURE

FAMILY	CODE	DESCRIPTION	COLOR	BOX	CATEGORY	V	W	BASE	REPLACE	
0067		GL0067	Miniature	Incolor	10 uni.	R5W	12V	5W	BA15S	Osram: 5007; Philips: 12821
		GL0067A	Miniature	Incolor	10 uni.	R10W	12V	10W	BA15S	Osram: 5008; Philips: 12814
0067 AMBER		GL0067D	Miniature	Incolor	10 uni.	R10W	12V	10W	BA15S	Osram: 5009; Philips: 12093NACP
0069		GL0069	Miniature	Incolor	10 uni.	T4W	12V	4W	BA9S	Osram: 3893; Philips: 12929
0075		GL0075	Miniature	Incolor	10 uni.	-	12V	2W	-	Osram: 3796
		GL0075A	Miniature	Incolor	10 uni.	-	24V	2W	-	-
921		GL921	Miniature	Incolor	10 uni.	-	12V	16W	W2.1x9.5d	Osram: 921; Philips: 12067
921 AMBER		GL921A	Miniature	Incolor	10 uni.	-	12V	16W	W2.1x9.5d	Osram: 921NA; Philips: 12067NA
1034		GL1034	Miniature	Incolor	10 uni.	P21/5W	12V	21/5W	BAY15D	Osram: 7528; Philips: 12499
1056 AMBER		GL1056A	Miniature	Amber	10 uni.	PY21W	12V	21W	BAU15S	Osram: 7507; Philips: 12496
1141		GL1141	Miniature	Incolor	10 uni.	P21W	12V	21W	BA15S	Osram: 7506; Philips: 12498
2721		GL2721	Miniature	Incolor	10 uni.	W1.2W	12V	1.2W	W2x4,6D	Osram: 2721; Philips: 12516
2820		GL2820	Miniature	Incolor	10 uni.	W2.2W	12V	2.2W	W2.1x9,5D	Osram: 2820












MINIATURE

FAMILY	CODE	DESCRIPTION	COLOR	BOX	CATEGORY	V	W	BASE	REPLACE	
2821		GL2821	Miniature	Incolor	10 uni.	W3W	12V	3W	W2.1x9,5D	Osram: 2821; Philips: 12256
2825		GL2825	Miniature	Incolor	10 uni.	W5W	12V	5W	W2.1x9,5D	Osram: 2825; Philips: 12961
4540		GL4540	Common lighthouse	Incolor	1 uni.	R2	12V	45/40W	P45T	Philips: 12620-CI
6418		GL6418	Miniature	Incolor	10 uni.	C5W	12V	5W	SV8.5-8	Osram: 6418; Philips: 12844






HALOGEN

FAMILY	CODE	DESCRIPTION	COLOR	BOX	CATEGORY	V	W	BASE	REPLACE	
H1		GL01	Halogen	Incolor	1 uni.	H1	12V	55W	P14.5S	Osram: 64150; Philips: 12258
		GL126	Halogen	Incolor	Blister 1 uni.	H1	12V	55W	P14.5S	Osram: 64150; Philips: 12258
H1 Max Light		GL02	Halogen Max Light	Blue	1 uni.	H1	12V	55W	P14.5S	Osram: 64150-CBI; Philips: 12258BV
H3		GL05	Halogen	Incolor	1 uni.	H3	12V	55W	PK22S	Osram: 64151; Philips: 12336
		GL127	Halogen	Incolor	Blister 1 uni.	H3	12V	55W	PK22S	Osram: 64151; Philips: 12336
H3 Max Light		GL06	Halogen Max Light	Blue	1 uni.	H3	12V	55W	PK22S	Osram: 64151-CBI; Philips: 12336BV
H4		GL09	Halogen	Incolor	1 uni.	H4	12V	35/35W	P43T-38	Osram: 62186 HB; Philips: 12458
		GL11	Halogen	Incolor	1 uni.	H4	12V	60/55W	P43T-38	Osram: 64193; Philips: 12342
		GL128	Halogen	Incolor	Blister 1 uni.	H4	12V	60/55W	P43T-38	Osram: 64193; Philips: 12342
H4 Max Light		GL10	Halogen Max Light	Blue	1 uni.	H4	12V	35/35W	P43T-38	Osram: 62186 XR; Philips: 12458 EDCV
		GL12	Halogen Max Light	Blue	1 uni.	H4	12V	60/55W	P43T-38	Osram: 64193-CBI; Philips: 12342BV

HALOGEN

FAMILY	CODE	DESCRIPTION	COLOR	BOX	CATEGORY	V	W	BASE	REPLACE	
H5		GL15	Halogen	Incolor	1 uni.	H5	12V	60/55W	-	Osram: 64198; Philips: 12596
H5 Max Light		GL16	Halogen Max Light	Incolor	1 uni.	H5	12V	60/55W	-	-
H7		GL19	Halogen	Incolor	1 uni.	H7	12V	55W	PX26D	Osram: 64210; Philips: 12972
		GL129	Halogen	Incolor	Blister 1 uni.	H7	12V	55W	PX26D	Osram: 64210; Philips: 12972
H7 Max Light		GL20	Halogen Max Light	Blue	1 uni.	H7	12V	55W	PX26D	Osram: 64210-CBI; Philips: 12972BV
H11		GL23	Halogen	Incolor	1 uni.	H11	12V	55W	PGJ19-2	Osram: 64211; Philips: 12362
H11 Max Light		GL24	Halogen Max Light	Blue	1 uni.	H11	12V	55W	PGJ19-2	Osram: 64211-CBI
HB3		GL31	Halogen	Incolor	1 uni.	HB3	12V	60W	P20D	Osram: 9005; Philips: 9005 HB3
HB3 Max Light		GL32	Halogen Max Light	Blue	1 uni.	HB3	12V	60W	P20D	Osram: 9005-CBI; Philips: 9005 BV
HB4		GL35	Halogen	Incolor	1 uni.	HB4	12V	51W	P22D	Osram: 9006; Philips: 9006 HB4
HB4 Max Light		GL36	Halogen Max Light	Blue	1 uni.	HB4	12V	51W	P22D	Osram: 9006-CBI; Philips: 9006BV
HS1		GL50	Halogen	Incolor	1 uni.	HS1	12V	35/35W	PX43t	Osram: 64185



























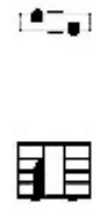



HALOGEN

FAMILY	CODE	DESCRIPTION	COLOR	BOX	CATEGORY	V	W	BASE	REPLACE
HS5		GL150	Halogen	Incolor	1 uni.	HS5	12V 35/30W	P23t	Honda: 34901-GFM-971
M5		GL43	Halogen	Incolor	1 uni.	M5	12V 35/35W	P15d-25-1	Osram: 62337-M5-SVS Philips: 12153 Standard
M5 Max Light		GL63	Halogen Max Light	Blue	Blister 1 uni.	M5	12V 35/35W	P15d-25-1	Osram: 62337-M5-CB Philips: 12153 CB
Q5		GL64	Halogen	Incolor	1 uni.	Q5	12V 35/35W	P15d-25-3	Osram: 62347 Q5
Q5 Max Light		GL65	Halogen Max Light	Blue	Blister 1 uni.	Q5	12V 35/35W	P15d-25-3	OSRAM: 62347 Q5 (Max Light)

ELECTRICAL

LAMP

BASES

									
									
BA15D	BA15S	BA9S	BAU15S	BAY15D	BAZ15D	P14.5S	P20D	P22D	P29T
									
P43T-38	PGJ19-2	PK22S	PX26D	PX29T	SV8.5	W2.1x9,5D	W2x4,6D	W3x16D	W3x16Q

HONDA

GM13001

CURRENT: 1,5A
SOUND POWER: 100±5DB
FREQUENCY: 430±30HZ
FEATURES: INDIVIDUAL, BLACK COLOR
DISC: Ø70MM
BOX: BLISTER
REPLACES / REEMPLAZA:
HONDA: 38110-KGA-K01 , 38110-KGA-850
APPLICATION / APLICACIÓN:
HONDA: CG 125, CG 125 Titan (todos), CG 125 Fan 2004>2009, CG 150 Electronic Injection, XLR 125, CG 150 Titan Mix, CG 150 Fan ESI, CG 125 Today 1988>1994, CG 150 Titan Flex, CG 150 Fan ESI Flex

HONDA

GM13002

CURRENT: 1,5A
SOUND POWER: 100±5DB
FREQUENCY: 430±30HZ
FEATURES: INDIVIDUAL, BLACK COLOR
DISC: Ø70MM
BOX: BLISTER
REPLACES / REEMPLAZA:
HONDA: 38110-KRM-851 , 38110-KB7-840
APPLICATION / APLICACIÓN:
HONDA: CG 150 Titan >2008, XR 200R 1995>2001

HONDA

GM13003

CURRENT: 1,5A
SOUND POWER: 100±5DB
FREQUENCY: 430±30HZ
FEATURES: INDIVIDUAL, BLACK COLOR
DISC: Ø75MM
BOX: BLISTER
REPLACES / REEMPLAZA:
HONDA: 38110-MBV-712, 38110-KRE-B01, 38110-GET-671
APPLICATION / APLICACIÓN:
HONDA: NXR 125 Bros, NXR 150 Bros >2005, NXR 150 Bros 2009> Mix / Flex

HONDA

GM13004

CURRENT: 2,5A
SOUND POWER: 105±5DB
FREQUENCY: 400±30HZ
FEATURES: INDIVIDUAL, BLACK COLOR
DISC: Ø90MM
BOX: BLISTER
REPLACES / REEMPLAZA:
HONDA: 38120-MV8-901
APPLICATION / APLICACIÓN:
HONDA: CBX 250 Twister >2005

HONDA

GM13005

CURRENT: 2,5A
SOUND POWER: 105±5DB
FREQUENCY: 400±30HZ
FEATURES: INDIVIDUAL, BLACK COLOR
DISC: Ø90MM
BOX: BLISTER
REPLACES / REEMPLAZA:
HONDA: 38120-MBZ-D30, 38120-MR5-661
APPLICATION / APLICACIÓN:
HONDA: CBX 250 Twister 2006>, NX 4 Falcon


GM13006

CURRENT: 1,5A
SOUND POWER: 100±5DB
FREQUENCY: 450±20HZ
FEATURES: INDIVIDUAL, BLACK COLOR, WITH SUPPORT
DISC: Ø65MM
BOX: CAIXA
TERMINALS: 2
APPLICATION / APLICACIÓN:
Universal

HONDA

GB1000

CURRENT: 1,5A
SOUND POWER: 100±5DB
FREQUENCY: 450±20HZ
FEATURES: INDIVIDUAL, BLACK COLOR, 2 TERMINALS
DISC: Ø70MM
BOX: BLISTER
APPLICATION / APLICACIÓN:
Universal


GB1001

CURRENT: 1,5A
SOUND POWER: 100±5DB
FREQUENCY: 450±20HZ
FEATURES: INDIVIDUAL, BLACK COLOR, 2 TERMINALS
DISC: Ø70MM
BOX: BLISTER
APPLICATION / APLICACIÓN:
Universal

HONDA

GB1002

CURRENT: 1,5A
SOUND POWER: 100±5DB
FREQUENCY: 450±20HZ
FEATURES: INDIVIDUAL, CROME, 2 TERMINALS
DISC: Ø70MM
BOX: BLISTER
APPLICATION / APLICACIÓN:
Universal


GB1054

CURRENT: 4,5A
SOUND POWER: 110±5DB
FREQUENCY: HT: 450±20HZ | LT: 410±20HZ
FEATURES: LOW AND HIGH TONE, BLACK COLOR, 2 TERMINALS
DISC: Ø90MM
BOX: BLISTER
APPLICATION / APLICACIÓN:
Universal



GB1060

CURRENT: 4A
SOUND POWER: 110±5DB
FREQUENCY: HT: 420±20HZ / LT: 350±20HZ
FEATURES: LOW AND HIGH TONE, BLACK COLOR, 2
TERMINALS
DISC: Ø92MM
BOX: BLISTER
APPLICATION / APLICACIÓN:
Universal



GB1066

CURRENT: 20A
SOUND POWER: ≥110DB
FREQUENCY: 530 / 680HZ
FEATURES: ELETROPNEUMATIC, RED COLOR, WITH
COMPRESOR
CORNETA: 165 / 215MM
BOX: BLISTER
APPLICATION / APLICACIÓN:
Universal



GB1067

CURRENT: 20A
SOUND POWER: ≥110DB
FREQUENCY: 530 / 680 / 830HZ
FEATURES: ELETROPNEUMATIC, RED COLOR, WITH
COMPRESOR
CORNETA: 153 / 165 / 215MM
BOX: BLISTER
APPLICATION / APLICACIÓN:
Universal

GR6000 2RS/C3 (DDU)

REPLACES / REEMPLAZA:

961006-00000, 91011-GCE-D61, 961006-00000, 09262-10014

APPLICATION / APLICACIÓN:

Clutch | Honda: Drean C100, Biz100, CB400/450; Engine Housing | Cover: Honda: CBR 300R, XR300, NX4 Falcon; Engine | Water Pump: Suzuki: RM250, RM125



GR6001 2RS/C3 (DDU)

REPLACES / REEMPLAZA:

96100-60010, 91013-KSS-900, 91007-KPH-901, 96100-60010, 91006-KVS-9000, 96100-60010

APPLICATION / APLICACIÓN:

Transmission | Primary Shaft: Honda: Biz 100; Transmission | Honda: Biz125; Crankshaft | Honda: Biz125; Clutch | Honda: CG125 >2005, NXR125/150 Bros, Titan 2000, XL125, XL250; Valve Control | Honda: CG150, NXR125/150 Bros, POP 100; Transmission | Primary Shaft: Honda: Dream C100


GR6002 2RS/C3 (DDU)

REPLACES / REEMPLAZA:

96100-60020, 08120-60027, 93306-002Y5

APPLICATION / APLICACIÓN:

Suspension | Central Bushing: Honda: CBX250 Twister; Wheel | Front Wheel: Suzuki: LT50, RM80; Camshaft | Yamaha: Crypton, XTZ125, YBR125



GR6003 2RS/C3 (DDU)

REPLACES / REEMPLAZA:

91013-KRM-840, 91005-KVS-9001, 08123-60037, 93306-003X0, 93306-003X1

APPLICATION / APLICACIÓN:

Clutch | Honda: CG125 2005>, CG150, NXR150 Bros; Valve Control | Honda: CG150, NXR150 Bros; Wheel | Front Wheel: Suzuki: RMX 250, FreeWind; Camshaft | Yamaha: Crypton, YBR125; Camshaft | Yamaha: XTZ125

GR6004 2RS/C3 (DDU)

REPLACES / REEMPLAZA:

95360042RS1, 96100-60040-00, 96100-60040, 91016-KRM-B42, 91054-MN8-741, 08133-60047, 93306-00406, 93306-00438, 93306-00422, 93306-004XJ, 93306-054Y4

APPLICATION / APLICACIÓN:

Transmission | Dafra: Laser 150; Transmission | Primary Shaft: Honda: CBX150 Aereo, CBX 200; Transmission | Main Gearbox: Honda: NR200 / NX200 / XR200R; Transmission | Honda: NX150; Wheel | Rear Wheel: Honda: CG150; Wheel | Front Wheel: Honda: Shandow; Wheel | Rear Wheel: Suzuki: RM250, RM125, RMX250, DRZ400E, Yamaha: Crypton, Neo, RD125, RD135, DT200R; Transmission | Suspension Axle : Yamaha: DT200R; Wheel | Rear Wheel: Yamaha: Fazer 250; Wheel | Rear Wheel: Yamaha: YBR 125



GR6005 2RS/C3 (DDU)

REPLACES / REEMPLAZA:

93306-05Y9

APPLICATION / APLICACIÓN:

Clutch | Gear Selector: Honda: CB400; Engine | Camshaft: Yamaha: Fazer 250

GR6006 2RS/C3 (DDU)

REPLACES / REEMPLAZA:

96100-60060

APPLICATION / APLICACIÓN:

Transmission | Primary Shaft: Honda: GC125 >1999; Transmission | Honda: GC125 de 2000>2005, Titan 200; Wheel | Rear Wheel: Honda: NXR 125 Bros; Transmission | Main Gearbox: Honda: XL125 1984>1995



GR6200 2RS/C3 (DDU)

REPLACES / REEMPLAZA:

91013-GFP-9000, 08123-62007

APPLICATION / APLICACIÓN:

Clutch | Honda: Pop 100; Wheel | Front Wheel: Suzuki: Address V100, Let's II 50


GR6201 2RS/C3 (DDU)

REPLACES / REEMPLAZA:

96100-62010, 91014-KSS-900, 91014-KRM-840, 91051-GFP-902, 08113-62010, 08113-62017, 93306201X3

APPLICATION / APLICACIÓN:

Transmission | Secondary Axle: Honda: Biz 100 de 1998>2005, Dream C100; Transmission | Honda: Biz 125 2006>, Pop 100, CG125 2005>, CG150, NXR 150 Bros; Wheel | Front Wheel: Honda: Pop 100; Wheel | Rear Wheel: Honda: Pop 100; Transmission | Gear: Suzuki: Address V100; Transmission | Suzuki: Let's II 50; Wheel | Front Wheel: Suzuki: RM80; Transmission | Yamaha: XT125, YBR125



GR6202 2RS/C3 (DDU)

REPLACES / REEMPLAZA:

9536202Z1, 9536202P61, 91053-KVK-902, 96100-62020, 96150-26020-10, 96120-62040-00, 96120-620420-00, 91015-KK6-003, 96140-62020-10, 96120-62020, 91014-KPS-732, 032R0T0020, 032R0D0220, 031TRA0028, 08143-62027, 08123-62027, 08113-62027, 93306-202YP, 93306-20209-22, 93306-20209-09, 93306-20211, 93306252Y4, 93306252Y5, 93306-20204, 93306-20205, 93306-20209-09, 93306-202Y8

APPLICATION / APLICACIÓN:

Transmission | Dafra: Kansas 150; Transmission | Crankshaft: Dafra: Speed 150; Suspension | Rear Fork: Honda: CB300R, CB450, 450SR, 500; Wheel | Rear Wheel: Honda: CBX 150 Aero 1989>1992; Transmission | Primary Shaft: Honda: CBX 150 Aero 1988>1992 ; Transmission | Secondary Axle: Honda: CBX 150 Aero 1988>1992 ; Transmission | Primary Shaft / Secundária: Honda: CBX200; Suspension | Rear Fork: Honda: CBX750 1990>1994, Shadow; Wheel | Rear Wheel: Honda: CG125 >1999, ML; Transmission | Primary Shaft: Honda: CG125 >1999; Transmission | Honda: CG125 2000>2005; Wheel | Rear Wheel / Front: Honda: CG150, XRE300, NX4 Falcon; Transmission | Main Gearbox: Honda: XL125 1984>1995, NX150; Wheel | Front Wheel: Honda: XL250R, XLX250R, XLX350, XR200, XR250 Tornado, NR200, NX150; Transmission | Primary Shaft: Honda: XR 200 2000>, NR200, NX200, XR200R; Wheel | Front Wheel: Sundow: Max sed; Wheel | Rear Wheel: Sundow: Max sed; Transmission | Sundow: Max sed; Wheel | Rear Wheel: Suzuki: 125 Yes, Intruder 125/250, Katana 125; Wheel | Front Wheel: Suzuki: Burgman 400; Transmission | Axis Transmission: Suzuki: RM80; Valve Control | Balancer: Yamaha: Crypton; Wheel | Front Wheel: Yamaha: DT180; Engine | Shaft balancer: Yamaha: DT200, DT200R; Wheel | Rear Wheel: Yamaha: DT200R; Crankshaft | Shaft balancer: Yamaha: DT200R; Engine | Camshaft: Yamaha: Fazer 250; Wheel | Rear Wheel: Yamaha: Fazer 250, Lander XTZ 250, RD135, XTZ125, YBR125; Wheel | Front Wheel: Yamaha: XT225, XTZ125, YBR125; Wheel | Rear Wheel: Yamaha: YBR125; Wheel | Front Wheel: Yamaha: XT600; Transmission | Yamaha: XTZ125, YBR125

GR6203 2RS/C3 (DDU)

REPLACES / REEMPLAZA:

9536203P61, 96140-62030-10, 96100-62030, 91013-KPS-732, 91015-KSS-900, 91051-KVK-902, 96150-62030-10, 96120-62030, 91015-KRM-840, 91053-MAY-003, 08133-62037, 071TRA0006, 08110-62030, 93306-203YG, 93306-20335, 93306-203XD

APPLICATION / APLICACIÓN:

Transmission | Dafra: Kansas 150, Laser 150, Speed 150, Super 100; Wheel | Crown Flange: Honda: Biz 100 1998>2005; Transmission | Primary Shaft: Honda: Biz 100 1998>2005, Dream C100; Transmission | Secondary Axle: Honda: Biz 100 1998>2005, Dream C100; Wheel | Rear Wheel: Honda: Biz 125 2006>, NX4 Falcon, XRE300; Transmission | Honda: Biz 125 2006>, Pop 100; Wheel | Rear Wheel: Honda: C100, CBX250 Twister, Dream C100, NR200, NX200, XR200R, NX150, XL250R, XLX250, XLX350, XR200, XR 250 Tornado, CB300R, CBX200; Generator | Primary Shaft: Honda: CBX 750 de 1990>1994; Transmission | Honda: CG 125 a partir de 2005, CG150, NXR 150 Bros; Wheel | Rear Wheel: Honda: NXR 125/150 Bros; Transmission | Main Gearbox: Honda: XLX 250; Transmission | Secondary Axle: Honda: XLX 350; Wheel | Rear Wheel: Kasinski: Comet 250 GT/GTR, Mirage 250; Suzuki: AN650, GSX750F 1998, LC1500, Marauder; Transmission | Sundow: Web100; Transmission | Suzuki: Addresser V100, Let's II 50; Transmission | Yamaha: Crypton; Engine | Shaft balancer: Yamaha: DT200, DT200R; Transmission | Yamaha: Fazer 250 2006>2011, XTZ125, YBR 125



GR6204 2RS/C3 (DDU)

REPLACES / REEMPLAZA:

96150-62040-10, 91052-BEM-003, 96100-62040-00, 96100-62040, 96100-620430, 91016-KPS-900, 91013-MCG-902, 91013-MCG-901, 08133-62047, 93306-204X8

APPLICATION / APLICACIÓN:

Wheel | Rear Wheel: Honda: CB450 DX/R, CB450 SR, XLX 350, CB500; Wheel | Crown Flange: Honda: CBR 450SR; Transmission | Secondary Axle: Honda: CBX 150 áereo, CBX 200, CG125 2000>2005, XL 125 1984>1995, XR200; Wheel | Flange Roda: Honda: CBX 250 Twister; Generator | Generator: Honda: CBX 750; Crankshaft | Crankshaft: Honda: NXR 125 Bros; Wheel | Rear Wheel: Honda: XRE 300; Wheel | Rear Wheel: Kasinski: Comet 250 GT/GTR, Mirage 250; Suzuki: 125 Yes, Address V100, AN650, Bandit N1200, DL1000, DL650, DRZ 400E, FreeWind, GSX 650F, GSX R 1100W, Intruder 125, LC1500, Let's II 50, N600, Marauder; Transmission | Yamaha: Crypton, XTZ 125



GR6301 2RS/C3 (DDU)

REPLACES / REEMPLAZA:

9536301RSI, 96140-63010-10, 91053-KSS-901, 91053-KSS-902, 96120-63010, 96150-63010-10, 96120-63010-10, 91051-KRE-852, 042R0D0021, 042R0D0020, 072R0D0002-1, 08133-63017, 93306-00406, 93306-301030-01, 93306-30103, 93306-30103-09, 93306-301XL

APPLICATION / APLICACIÓN:

Wheel | Front Wheel: Dafra: Speed 150, Laser 150, Super 100; Honda: Biz 100 1998>2005, CG125 2000>2005, CG150, Dream C100, NXR 150 Bros; Wheel | Rear Wheel: Honda: Biz 100 1998>2005, Dream C100; Wheel | Front Wheel: Honda: Biz 125 2006>; Wheel | Rear Wheel: Honda: Biz 125 2006>, CG125 2005>; Wheel | Front Wheel: Honda: C100, CG125 >1999, XL125, CBX 150 aereo 1988>1995, CBX200, NXR 125 Bros, Titan 2000; Wheel | Rear Wheel: Honda: Pop 100; Wheel | Front Wheel: Sundown: Hunter 125, Web 100; Wheel | Front Wheel: Suzuki: 125 Yes, Intruder 125, Katana 125; Wheel | Front Wheel: Yamaha: Crypton; Wheel | Rear Wheel: Yamaha: Neo; Wheel | Front Wheel: Yamaha: RD135, RD350, YBR125



GR6302 2RS/C3 (DDU)

REPLACES / REEMPLAZA:

91015-KPF-962, 96140-63020-10, 96150-63020-10, 91051-KGA-902, 91051-KVS-602, 08144-63027, 08123-63027, 93306-30203-09; 93306-320X6, 93306-302Y609

APPLICATION / APLICACIÓN:

Wheel | Rear Wheel: Honda: CB 300R; Wheel | Front Wheel: Honda: CB 400, CB 450 SR, CBX 750; Wheel | Rear Wheel: Honda: CBX 150 aereo, CG125 >2005, ML 2000>, Titan 2000, XL125 1984>1995, CG125 2005>, CG150; Wheel | Rear Wheel: Suzuki: 125 Yes, Intruder 125; Wheel | Front Wheel: Suzuki: GS500 E, Intruder 250, N600, Savage LS650, VS1400 GLP, VS800GL; Wheel | Rear Wheel: Yamaha: DT180, DT200; Wheel | Front Wheel: Yamaha: Fazer 250 2006>2011, RD 350



GR6303 2RS/C3 (DDU)

REPLACES / REEMPLAZA:

9536303P6I, 96150-63030-10, 91051-KPS-732, 08123-63037, 08143-63037

APPLICATION / APLICACIÓN:

Transmission | Dafra: Kansas 150; Crankshaft | Dafra: Speed 150; Wheel | Rear Wheel: Honda: CBR450 SR, CBX200, NR200, NX200, XR200R, NX150, NXR150 Bros, XR200, XR250 Tornado, NXR150 Bros; Wheel | Rear Wheel: Suzuki: GSX 750F, VZ800, GSX 780F



GR6305 2RS/C3 (DDU)

REPLACES / REEMPLAZA:

96150-63050-10, 08133-63057

APPLICATION / APLICACIÓN:

Wheel | Crown Flange: Honda: CBX 750; Wheel | Rear Wheel: Yamaha: Crypton, XTZ125, YBR125

HONDA

GM16001

REPLACES / REEMPLAZA:

HONDA: 31120-KGA-B01

APPLICATION / APLICACIÓN:

HONDA: CG 125 Titan 2003>2004, CG 125 Fan >2008

HONDA

GM16002

REPLACES / REEMPLAZA:

HONDA: 31120-KRM-851, 31120-KRM-B11

APPLICATION / APLICACIÓN:

HONDA: CG 150 Titan >2008, CG 150 Sport 2005>2008

HONDA

GM16003

REPLACES / REEMPLAZA:

HONDA: 31120-KVS-601, 31120-KVS-851

APPLICATION / APLICACIÓN:

HONDA: CG 150 Titan Electronic Injection, CG 150 Titan Mix, CG 150 Titan Flex, CG 150 Fan ESI/ESDI Flex >2013

HONDA

GM16004

REPLACES / REEMPLAZA:

HONDA: 31120-KYO-981

APPLICATION / APLICACIÓN:

HONDA: CG 125 Titan 1992>1999

PS / OBS:

With aluminum base. Same as GM16006, (without aluminum base) / Con base de aluminio. Igual que GM16006, (sin base de aluminio)

HONDA

GM16005

REPLACES / REEMPLAZA:

HONDA: 31120-KWG-601, 31120-KWG-B51, 31120-KWG-A21

APPLICATION / APLICACIÓN:

HONDA: CG 125 Fan 2009>2015

HONDA

GM16006

REPLACES / REEMPLAZA:

HONDA: PARTE DO 31120-KYO-981

APPLICATION / APLICACIÓN:

HONDA: CG 125 Titan 1992>1999

PS / OBS:

Without aluminum base. Equal GM16004, (with aluminum base) / Sin base de aluminio. Igual GM16004, (con base de aluminio)

HONDA

GM16007

REPLACES / REEMPLAZA:

HONDA: 31120-KGA-901, 31120-KGA-900

APPLICATION / APLICACIÓN:

HONDA: CG 125 Titan 2000>2001, XLR 125 2000

HONDA

GM16008

REPLACES / REEMPLAZA:

HONDA: 31120-KGA-891

APPLICATION / APLICACIÓN:

HONDA: CG 125 Titan 2002, XLR 125 2001>2002

HONDA

GM16009

REPLACES / REEMPLAZA:

HONDA: 31120-GFP-901, 31120-GFP-B21

APPLICATION / APLICACIÓN:

HONDA: Pop 100

HONDA

GM16010

REPLACES / REEMPLAZA:

HONDA: 31120-KBB-901, 31120-KBW-901, 31120-KW8-901, 3120-KW1-900

APPLICATION / APLICACIÓN:

HONDA: XR 200, CBX 200 Strada, NX 200, CBX 150

YAMAHA



GM16011

REPLACES / REEMPLAZA:
YAMAHA: 5HH-H1410-10, 5RM-H1410-00
APPLICATION / APLICACIÓN:
YAMAHA: YBR 125, XTZ 125 2006>2010, Factor 125 >2010

HONDA



GM16012

REPLACES / REEMPLAZA:
HONDA: 31120-KPF-901, 31120-KPF-911
APPLICATION / APLICACIÓN:
HONDA: CBX 250 Twister

DAFRA/SUNDOW/SUZUKI



GM16013

REPLACES / REEMPLAZA:
SUZUKI: 32101-12F30, 32101-12F40, 32101-12FB0, 32101-12F30H000, 32101-12FC0, 32101-05300;
SUNDOWN: 061GER0001;
DAFRA: 061GER0001
APPLICATION / APLICACIÓN:
SUZUKI: EN 125 Yes, Intruder 125, Katana 125;
SUNDOWN: STX 200 Motard;
DAFRA: Kansas 250

HONDA



GM16014

REPLACES / REEMPLAZA:
HONDA: 31120-KSS-901
APPLICATION / APLICACIÓN:
HONDA: Biz 125 ES, Biz 125 KS >2008

HONDA



GM16015

REPLACES / REEMPLAZA:
HONDA: 31120-KRE-850
APPLICATION / APLICACIÓN:
HONDA: NXR 150 Bros 2006>2008

YAMAHA



GM16016

REPLACES / REEMPLAZA:
YAMAHA: 4UL-85510-00
APPLICATION / APLICACIÓN:
YAMAHA: Crypton 105

HONDA



GM16017

REPLACES / REEMPLAZA:
HONDA: 31120-KPE-901, 31120-KPE-931
APPLICATION / APLICACIÓN:
HONDA: XR 250 Tornado

SUNDOW



GM16018

REPLACES / REEMPLAZA:
SUNDOWN: 071GER0001-2
APPLICATION / APLICACIÓN:
SUNDOWN: Web 100 2005>2006

YAMAHA



GM16019

REPLACES / REEMPLAZA:
YAMAHA: 5HH-H1410-00
APPLICATION / APLICACIÓN:
YAMAHA: YBR 125, XTZ 125 2002>2005

HONDA



GM16020

REPLACES / REEMPLAZA:
HONDA: 31120-441-932, 31120-KE2-720
APPLICATION / APLICACIÓN:
HONDA: CG 125 Turuna 1982>, CG 125 ML 1985

SHINERAY



GM16021

APPLICATION / APLICACIÓN:
SHINERAY: Wuyang 125 / 150 / 200
PS / OBS.:
8 COILS

HONDA



GM16022

APPLICATION / APLICACIÓN:
HONDA: 31120-KRE-901
APPLICATION / APLICACIÓN:
HONDA: NXR 150 Bros 2003>2005

YAMAHA



GM16023

REPLACES / REEMPLAZA:
YAMAHA: 5HH-85510-00
APPLICATION / APLICACIÓN:
YAMAHA: YBR 125 2000>2001

HONDA



GM16024

REPLACES / REEMPLAZA:
HONDA: 31120-MCG-003, 31120-MCG-940, 31120-MCG-941
APPLICATION / APLICACIÓN:
HONDA: NX-4 Falcon

YAMAHA



GM16025

REPLACES / REEMPLAZA:
YAMAHA: 1S4-H1410-00, 4B4-H1410-00
APPLICATION / APLICACIÓN:
YAMAHA: YS 250 Fazer >2010, XTZ 250 Lander >2015

HONDA



GM16026

REPLACES / REEMPLAZA:
HONDA: 31120-437-660, 31120-437-661
APPLICATION / APLICACIÓN:
HONDA: XL 125S 1987>1992

YAMAHA



GM16027

REPLACES / REEMPLAZA:
YAMAHA: 4JG-85510-01
APPLICATION / APLICACIÓN:
YAMAHA: XT 225, TDM 225

HONDA



GM16028

REPLACES / REEMPLAZA:
HONDA: 31120-KRE-901
APPLICATION / APLICACIÓN:
HONDA: NXR 125 Bros

HONDA

GM17001
FEATURES / CARACTERÍSTICAS:

12V, Brush: 6 x 10 x 13,5 mm (W x H x L)

REPLACES / REEMPLAZA:

HONDA: 31206-KW1-901

Starter Motor / Motor de Arranque Honda:
901QTY1M9T11

Starter Motor / Motor de Arranque Yamaha:
4GY-81890-00

APPLICATION / APLICACIÓN:

HONDA: NX 350 Sahara, CBX 200, XR 200, NX 200,
NX 150, CBX 150 Aero, NX 4 Falcon, CG 125 ES, CBX
250 Twister, XR 250 Tornado, NXR 150 Bros 2003>2005

YAMAHA: YS Fazer 250 >2011, XTZ 250 Lander
>2012, XTZ 250Z Ténéré >2012, TT250R / TTR250
1993>2004

HONDA / YAMAHA

GM17002
FEATURES / CARACTERÍSTICAS:

12V, Brush: 5 x 10 x 12,5 mm (W x H x L)

REPLACES / REEMPLAZA:

Starter Motor / Motor de Arranque Honda:
31200-KBB-901

Starter Motor / Motor de Arranque Sundown:
031MDP0013-1

APPLICATION / APLICACIÓN:

HONDA: CG 125 2000>, CRF230F 2003>2009

SUNDOWN: Max 125 2004>, Hunter 125 2004>

YAMAHA

GM17003
FEATURES / CARACTERÍSTICAS:

12V, Brush: 6 x 9,5 x 10 mm (W x H x L)

REPLACES / REEMPLAZA:

Starter Motor / Motor de Arranque: 4JG-81890-00

APPLICATION / APLICACIÓN:

YAMAHA: YBR 125 (all) >2008, YBR 125 Factor
2009>2013, XTZ 125 (all), Virago 250, XT 225, TT225
1986>1987, TTR225 1999>2004

KAWASAKI

GM17004
FEATURES / CARACTERÍSTICAS:

12V, Brush: 5 x 10 x 12,5 mm (W x H x L) Base 3 mm
maior que GM17002

REPLACES / REEMPLAZA:

...

APPLICATION / APLICACIÓN:

KAWASAKI: JET - SKI / WATER CRAFT

YAMAHA: Jet-Ski (all line)

HONDA

GM17005
FEATURES / CARACTERÍSTICAS:

12V, Brush: 6 x 7,5 x 8 mm (W x H x L)

REPLACES / REEMPLAZA:

Starter Motor / Motor de Arranque: 9 390 083 018, 31200-
KRM-851, 31200-KPT-A01, 31200-KSS-C01

APPLICATION / APLICACIÓN:

HONDA: Biz 125 Flex 2011>, CG 125 Fan 2009>, CG
150 >2009 (electronic injection), CG 150 Titan Mix/Flex
2009>, NXR 125 Bros 2013>, NXR 150 Bros 2006>2010,
NXR 150 Bros Mix 2010>, NXR 160 Bros 2015>, CG
150 Titan

HONDA

GM17006
FEATURES / CARACTERÍSTICAS:

12V, Brush: 6 x 7,5 x 8 mm (W x H x L)

REPLACES / REEMPLAZA:

Starter Motor / Motor de Arranque: 31200-GN5-981,
31208-GN5-004

APPLICATION / APLICACIÓN:

HONDA: C 100 Biz ES 1998>2005

KAWASAKI

GM17007
FEATURES / CARACTERÍSTICAS:

12V, Brush: 6 x 9 x 12 mm (W x H x L)

REPLACES / REEMPLAZA:

KAWASAKI: 14079-0009

NIPPONDENSO: 028510-0632

Starter Motor / Motor de Arranque: 028000-9281,
028000-8410, 128000-2760, 128000-4242, 128000-4630,
128000-4861, 128000-5142, 228000-2780, 228000-4550,
228000-4560, ZX1200-B1, ZX600-E10, ZX1200-B2,
ZR1000-A1, ZX600-E11, ZX1200-B3, ZR1000-A2,
ZX600-E12, ZX1200-B4, ZR1000-A3, ZR750-K1,
ZX600-E13, ZR1000A6F, ZR750K6F, ZR1000B7F,
ZR1000B8F, ZX600-E11, ZX1200-B3, ZR1000-A2,
ZX600-E12, ZX1200-B4, ZR1000-A3, ZR750-K1

APPLICATION / APLICACIÓN:

KAWASAKI: Ninja ZX-12R 2002>2005, Ninja ZX-6
2002, Z1000 2003>2008, ZZR600 2003>2004, Z750S
2005>2006, ZR750 2004>2006, Z1000

HONDA

GM17008
FEATURES / CARACTERÍSTICAS:

12V, Brush: 7,5 x 7,3 x 5,9 mm (W x H x L)

REPLACES / REEMPLAZA:

HONDA: 32101-KY4-901

APPLICATION / APLICACIÓN:

HONDA: Biz 110i 2016>2018, NSR125F, NSR125R,
SH100, SJ100

HONDA

GM17009
FEATURES / CARACTERÍSTICAS:

12V, Brush: 7,6 x 7 x 5,9 mm (W x H x L)

REPLACES / REEMPLAZA:

HONDA: 31206-KSS-901, 31201-KSS-901,
31204-KG8-004

APPLICATION / APLICACIÓN:

HONDA: Biz 125 2008>2010

HONDA

GM17010
FEATURES / CARACTERÍSTICAS:

12V, Brush: 12,9 x 9,9 x 5,9 mm (W x H x L)

REPLACES / REEMPLAZA:

HONDA: 31206-MN4-008, 31201-KS5-901

APPLICATION / APLICACIÓN:

HONDA: CBR 450 1990>1995, CB 500 1997>2005,
TRX 350 Fourtrax FM/TM Quadriciclo 2000>2007,
CB250, CBR600, CMX250, VF750

HONDA

GM17011
FEATURES / CARACTERÍSTICAS:

12V, Brush: 5 x 10 x 12 mm (W x H x L)

REPLACES / REEMPLAZA:
HONDA: 31206-MM5-008, 31201-KG7-000, 31206-MMS-008, IVJ-81844-000

YAMAHA: 6M6-81840-10

Starter Motor / Motor de Arranque: 31200MJO006, ZUG 8184000

APPLICATION / APLICACIÓN:
HONDA: CBX 750 1990, CB550, CB650, CH250

YAMAHA: Virago 750 1993>1997, XT 600E 1993>2005, XT 660R

KAWASAKI: 900 / 1100 CC (old models)

HONDA

GM17012
FEATURES / CARACTERÍSTICAS:

12V, Brush: 7.5 x 7.4 x 5.9 mm (W x H x L)

REPLACES / REEMPLAZA:
HONDA: 31206-KPH-901, 31201-KPW-901, 31200-KPT-A01, 31204-KG8-004 (2X), 31206-KPH-881, 31201-KPW-901, 31200-KPT-A01, 31204-KG8-004 (2X)

APPLICATION / APLICACIÓN:
HONDA: Biz 125 2011>, CG 125 Fan 2009, CG 150 Titan ES, CG 150 Sport, CG 150 Titan Mix, CG 150 (electronic injection) >2009, NXR 150 Bros 2006>2010

YAMAHA

GM17013
FEATURES / CARACTERÍSTICAS:

12V, Brush: 7.1 x 6.9 x 4.9 mm (W x H x L)

REPLACES / REEMPLAZA:
YAMAHA: PART OF 54P-H1890-02

APPLICATION / APLICACIÓN:
YAMAHA: YS 150 Fazer 2014>, XTZ 150 Crosser 2014>, YBR 150 Factor 2016>, YBR 125i Factor 2017>, Nmax 160 2017>, Nmax 2014>2019

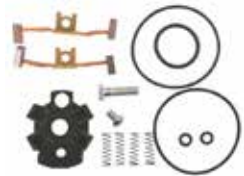
BRANCO

GM17014
FEATURES / CARACTERÍSTICAS:

12V, Brush: 12.8 x 9.3 x 5.7 mm (W x H x L)

REPLACES / REEMPLAZA:
BRANCO: 70303670

APPLICATION / APLICACIÓN:
BRANCO: MOTOR B4T 6,5 CV

HONDA

GM17015
FEATURES / CARACTERÍSTICAS:

12V, Brush: 12 x 6.9 x 4.9 mm (W x H x L)

REPLACES / REEMPLAZA:
HONDA: 31201-MEW-921, 31202-MEW-921, 31203-MEW-921, 31204-MEW-921

APPLICATION / APLICACIÓN:
HONDA: CB 300 2009>, XRE 300 2010>, CRF 230F 2008>, CB Twister 250 2016>

SUZUKI

GM17016
FEATURES / CARACTERÍSTICAS:

12V, Brush: 12.9 x 9.8 x 5.9 mm (W x H x L)

REPLACES / REEMPLAZA:

...

APPLICATION / APLICACIÓN:
SUZUKI: RF 600R 1993>1996

YAMAHA

GM17017
FEATURES / CARACTERÍSTICAS:

12V, Brush: 10.9 x 9.8 x 5.9 mm (W x H x L)

REPLACES / REEMPLAZA:

Starter Motor / Motor de Arranque: 4JG-H1890-00

APPLICATION / APLICACIÓN:
YAMAHA: XT 225 1996>

YAMAHA

GM17018
FEATURES / CARACTERÍSTICAS:

12V, Brush: 12 x 6.9 x 4.9 mm (W x H x L)

REPLACES / REEMPLAZA:
YAMAHA: 18P-81801-00

APPLICATION / APLICACIÓN:
YAMAHA: YS 250 Fazer 2012>, XTZ 250 Lander 2013>, XTZ 250Z Ténéré 2013>

SUZUKI/SUNDOW

GM17019
FEATURES / CARACTERÍSTICAS:

12V, Brush: 8.7 x 7.2 x 4.9 mm (W x H x L)

REPLACES / REEMPLAZA:
SUZUKI: BRUSH HOLDER PART / PARTE DE TITULAR DE CEPILLO 31175-H0533-0H000

APPLICATION / APLICACIÓN:
SUZUKI: Yes 125 2005>, Intruder 125 2002>, GSR 150i 2011>, Burgman i 125 2012>

SUNDOWN: STX 200 Motard 2007>2008

HONDA/YAMAHA

GM17020
FEATURES / CARACTERÍSTICAS:

12V, Brush: 12 x 8.9 x 5.8 mm (W x H x L)

REPLACES / REEMPLAZA:

Starter Motor / Motor de Arranque: 2UJ-81800-03, 31200-KSS-C01

APPLICATION / APLICACIÓN:
HONDA: Biz 125 Flex 2011>

YAMAHA: Virago 250 1995>, XV250 Route 66 1988>1990

YAMAHA
GM14001

FEATURES / CARACTERÍSTICAS: Gasoline

 VOLTAGE: 12V
 CURRENT: ≤2A
 PRESSURE: 200 KPA
 FLOW: ≥45L/H

REPLACES / REEMPLAZA:

YAMAHA: 1S4-E3910-10

APPLICATION / APLICACIÓN:

Yamaha: YS250 Fazer >2014

YAMAHA
GM14002

FEATURES / CARACTERÍSTICAS: Gasoline

 VOLTAGE: 12V
 CURRENT: ≤2A
 PRESSURE: 200 KPA
 FLOW: ≥45L/H

REPLACES / REEMPLAZA:

YAMAHA: 4B4-E3910-00, 4B4-E3910-10, 4B4-12910-01

APPLICATION / APLICACIÓN:

YAMAHA: XTZ250 Lander >2013, XTZ 250 Z Ténére >2013

HONDA
GM14004

FEATURES / CARACTERÍSTICAS: Gasoline

 VOLTAGE: 12V
 CURRENT: ≤1,5A
 PRESSURE: 300 KPA
 FLOW: ≥16L/H

REPLACES / REEMPLAZA:

HONDA: 167000-KVS-611

APPLICATION / APLICACIÓN:

Honda: CG150 2009>2010 Titan, CG150 Fan ESI 2011, CG150 Fan 2011

HONDA
GM14005

FEATURES / CARACTERÍSTICAS: Gasoline

 VOLTAGE: 12V
 CURRENT: ≤1,5A
 PRESSURE: 280 KPA
 FLOW: ≥12L/H

REPLACES / REEMPLAZA:

HONDA: 16700-KSS-B31, 16700-KSS-B32

APPLICATION / APLICACIÓN:

HONDA: Biz 125 2009>2010

HONDA
GM14006

FEATURES / CARACTERÍSTICAS: Gasoline

 VOLTAGE: 12V
 CURRENT: ≤2,0A
 PRESSURE: 300 KPA
 FLOW: ≥15L/H

REPLACES / REEMPLAZA:

HONDA: 16700-KSS-C01, 16700-KSS-C02

APPLICATION / APLICACIÓN:

HONDA: Biz 125

HONDA
GM14007

FEATURES / CARACTERÍSTICAS: Gasoline

 VOLTAGE: 12V
 CURRENT: ≤1,5A
 PRESSURE: 280 KPA
 FLOW: ≥12L/H

REPLACES / REEMPLAZA:

HONDA: 16700-KVS-603, 16700-KVS-604

APPLICATION / APLICACIÓN:

HONDA: CG 150 Fan 2009>2010

HONDA
GM14008

FEATURES / CARACTERÍSTICAS: FLEX

 VOLTAGE: 12V
 CURRENT: ≤1,5A
 PRESSURE: 300 KPA
 FLOW: ≥12L/H

REPLACES / REEMPLAZA:

HONDA: 16700-KVS-751, 16700-KVS-753

APPLICATION / APLICACIÓN:

HONDA: CG 150 Fan 2012>2013 Flex, CG 150 Titan 2012>2013 Flex, CG 150 Fan Flex ESI-ESD 2012>2013

HONDA
GM14009

FEATURES / CARACTERÍSTICAS: FLEX

 VOLTAGE: 12V
 CURRENT: ≤1,5A
 PRESSURE: 300 KPA
 FLOW: ≥20L/H

REPLACES / REEMPLAZA:

HONDA: 16700-KRE-R06

APPLICATION / APLICACIÓN:

HONDA: NXR 150 Bros Mix 2010>2014

HONDA
GM14010

FEATURES / CARACTERÍSTICAS: Gasoline

 VOLTAGE: 12V
 CURRENT: ≤1,0A
 PRESSURE: 200 KPA
 FLOW: ≥20L/H

REPLACES / REEMPLAZA:

HONDA: 16700-KRE-B01, 16700-KRE-B06, 167010-KWT -901

APPLICATION / APLICACIÓN:

HONDA: NXR 125/150 Bros Mix 2009, XRE 300 >2012

HONDA
GM14011

FEATURES / CARACTERÍSTICAS: GASOLINE

 VOLTAGE: 12V
 CURRENT: ≤2,0A
 PRESSURE: 200 KPA
 FLOW: ≥18L/H

REPLACES / REEMPLAZA:

HONDA: 16700-GFM-M00, 16700-GFM-M02, 16800-GFM-M00

APPLICATION / APLICACIÓN:

HONDA: Lead 110 2010>2015 Gasoline


HONDA

GM14012

FEATURES / CARACTERÍSTICAS: GASOLINE

VOLTAGE: 12V
 CURRENT: $\leq 1,5A$
 PRESSURE: 300 KPA
 FLOW: $\geq 10L/H$
 REPLACES / REEMPLAZA:
HONDA: 16700-KVK-900
 APPLICATION / APLICACIÓN:
HONDA: CB 300R 2010>2012, CB 300RA 2010>2012

YAMAHA

GM14013

FEATURES / CARACTERÍSTICAS: FLEX

VOLTAGE: 12V
 CURRENT: $\leq 2,0A$
 PRESSURE: 200 KPA
 FLOW: $\geq 55L/H$
 REPLACES / REEMPLAZA:
YAMAHA: 44C-13910-01
 APPLICATION / APLICACIÓN:
YAMAHA: YS 250 Fazer Blue Flex 2013>2015

HONDA

GM14014

FEATURES / CARACTERÍSTICAS: FLEX

VOLTAGE: 12V
 CURRENT: $\leq 3,0A$
 PRESSURE: 300 KPA
 FLOW: $\geq 38L/H$
 REPLACES / REEMPLAZA:
HONDA: 16700-KWT-701
 APPLICATION / APLICACIÓN:
HONDA: XRE 300 2013> Flex

YAMAHA

GM14016

FEATURES / CARACTERÍSTICAS: FLEX

VOLTAGE: 12V
 CURRENT: $\leq 1,6A$
 PRESSURE: 690 ± 20 KPA
 FLOW: $\geq 30L/H$
 REPLACES / REEMPLAZA:
YAMAHA: 1ST-E3907-01
 APPLICATION / APLICACIÓN:
YAMAHA: YS 150 Fazer Blue Flex ED/SED/UBS 2014>, YBR 125i/150 Factor 2015>

HONDA

GM14018

FEATURES / CARACTERÍSTICAS: FLEX

VOLTAGE: 12V
 CURRENT: $\leq 2,0A$
 PRESSURE: 450 ± 950 KPA
 FLOW: $\geq 15L/H$
 REPLACES / REEMPLAZA:
HONDA: 16700-KRE-G02
 APPLICATION / APLICACIÓN:
HONDA: NXR 160 Bros ESD / ESDD 2015>2017

HONDA

GM15001

VOLTAGE: 12V
CURRENT: ≤1,5A
PRESSURE: 300 KPA
FLOW: ≥12L/H
HONDA PARTS: 16700-KVS-611, 16700-KVS-751
REFIL FOR: GM14004, GM14008
APPLICATION / APLICACIÓN:
HONDA: CG 150 Titan Mix



HONDA

GM15002

FEATURES / CARACTERÍSTICAS: Gasoline
VOLTAGE: 12V
CURRENT: ≤1,5A
PRESSURE: 280 KPA
FLOW: ≥12L/H
HONDA PARTS: 16700-KSS-B31
REFIL FOR: GM14005
APPLICATION / APLICACIÓN:
HONDA: Biz 125 2009>2010



HONDA

GM15003

FEATURES / CARACTERÍSTICAS: Flex
VOLTAGE: 12V
CURRENT: ≤2,0A
PRESSURE: 300 KPA
FLOW: ≥15L/H
HONDA PARTS: 16700-KSS-C01
REFIL FOR: GM14006
APPLICATION / APLICACIÓN:
HONDA: Biz 125



HONDA

GM15004

FEATURES / CARACTERÍSTICAS: Gasoline
VOLTAGE: 12V
CURRENT: ≤1,5A
PRESSURE: 280 KPA
FLOW: ≥12L/H
HONDA PARTS: 16700-KVS-603
REFIL FOR: GM14007
APPLICATION / APLICACIÓN:
HONDA: CG 150 Fan



YAMAHA

GM15005

VOLTAGE: 12V
CURRENT: ≤2,0A
PRESSURE: 200 KPA
FLOW: ≥45L/H
YAMAHA PARTS: 1S4-E3910-10, 4B4-E3910-10, 4B4-E3910-00, 4B4-13910-01
REFIL FOR: GM14001, GM14002
APPLICATION / APLICACIÓN:
YAMAHA: XTZ250 Lander, YS250 Fazer



HONDA

GM15007

FEATURES / CARACTERÍSTICAS: FLEX
VOLTAGE: 12V
CURRENT: ≤2,0A
PRESSURE: 200 KPA
FLOW: ≥55L/H
HONDA PARTS: 44C-13910-01
REFIL FOR: GM14013
APPLICATION / APLICACIÓN:
YAMAHA: YS 250 Fazer Blue Flex 2013>2015



FUEL PUMP FLEX GM15003



EMS

FUEL PUMP

Gauss does differently.

Fuel Pump GM15003

Efficient check valve.
Ensures quick start.

Calibration Valve
accurate and efficient.
Ensures optimal pressure
required by the engine.

Surface treatment in
corrosion proof nickel

High magnetic flux magnets.
Higher fuel flow.

Balancing with precision of thousandths
grass on a computerized balancer.
Precise and silent turning.

Coal collector.
Immune to effects
corrosive properties
of alcohol.

Surface of the rectified turbine housing
with thousandths control of measurement:
higher pressure and flow.

Milesimal control
of the turbine thickness

Silver lined rope to avoid
corrosion by alcohol.

What you'll find out there:

False FLEX Fuel Pump.

Check valve with leakage.
Faults in the game.

Calibration Valve
inefficient. Cuts the
supply of when required.

Surface treatment in zinc, subject to the
corrosive effect of alcohol.

Manual balancing or no balancing.
Higher noise and reduced durability

Copper collector.
Together with the brush
does not resist operation
in alcohol

Surface roughness and variation in measure.
Turbine wear and pressure deficiency

Thickness variation of
the turbine. Causes fall
pressure at high flow

Copper brush strands without coating.
May break after long periods in alcohol.

Gauss's performance directly in the manufacture of fuel pumps in China's production plant as well as the choice of the best materials and strict process control guarantee the customer a high quality product. Gauss doesn't position itself as a mere importer of fuel pumps, but acts directly in its manufacture. On the other hand still maintains a manufacturing unit in Brazil with a strong structure of engineering,

development and production of more than 180 items for motorcycles. The responsibility assumed with each item placed on the market through the warranty and assistance to the applicator and the continuity of their products make the difference. Don't change the right by the dubious. Use Gauss fuel pumps.

HONDA

GM18001 // NEW //

REPLACES / REEMPLAZA:
HONDA: 36531-KSS-C01
APPLICATION / APLICACIÓN:
HONDA: Biz 125 Flex 2011>2015



HONDA

GM18002 // NEW //

REPLACES / REEMPLAZA:
HONDA: 36531-KVS-741
APPLICATION / APLICACIÓN:
HONDA: CG 150 Titan Flex 2011>2015, CG 150 Fan Flex 2011>2015



HONDA

GM18004 // NEW //

REPLACES / REEMPLAZA:
HONDA: 36531-KVS -611
APPLICATION / APLICACIÓN:
HONDA: CG 150 2009>2010 (all models)



HONDA

GM18005 // NEW //

REPLACES / REEMPLAZA:
HONDA: 36531-KRE-R01, 36531-KWT-901, 36531-KWT-701
APPLICATION / APLICACIÓN:
HONDA: NXR 150 Bros Flex 2011>2014, XRE 300 2010>2018



HONDA

GM18006 // NEW //

REPLACES / REEMPLAZA:
HONDA: 36531-KRE-G01
APPLICATION / APLICACIÓN:
HONDA: NXR 160 Bros 2015>



YAMAHA

GM18007 // NEW //

REPLACES / REEMPLAZA:
YAMAHA: 1ST-H592A-00
APPLICATION / APLICACIÓN:
YAMAHA: YS 150 Fazer 2015>2019, YBR 150 Factor 2017>, XTZ 150 Crosser 2015>, YBR 125i Factor 2019>



HONDA

GM11001

REPLACES / REEMPLAZA:
HONDA: 30410-KY0-971, 30410-KCH-751
 APPLICATION / APLICACIÓN:
HONDA: XLR 125 1997>2002, CG 125 Cargo, CG 125 Titan 1992>2002, XLR 125

HONDA

GM11003

REPLACES / REEMPLAZA:
DAFRA: D0330400000SI; **HONDA:** 30410-GB6-921, 30410-KEV-901; **SUNDOWN:** 072CH0011, AT022ELE0002
 APPLICATION / APLICACIÓN:
HONDA: Biz+, C 100 Biz 1998 >2006, C 100 Biz Dream; **SUNDOWN:** Web 100; **DAFRA:** Super 100

HONDA

GM11004

REPLACES / REEMPLAZA:
HONDA: 30410-KRM-851
 APPLICATION / APLICACIÓN:
HONDA: CBR450, Titan 125 2003>2004, NXR 125 Bros, CG150 Titan ES, CG150 Titan KS

HONDA

GM11005

REPLACES / REEMPLAZA:
HONDA: 30410-KGA-B01, 30410-KGA-B02
 APPLICATION / APLICACIÓN:
HONDA: CG 125 Titan 2003>2008, CG 125 Fan 2003>2008, CG 125 Cargo 2003>2008

HONDA

GM11006

REPLACES / REEMPLAZA:
HONDA: 30410-KG7-003, 30410-KBW-900, 30410-KBW-940
 APPLICATION / APLICACIÓN:
HONDA: NX 200, CBX 150, CBXr, XR 200, Turuna 1988>1996

HONDA

GM11007

REPLACES / REEMPLAZA:
HONDA: 30410-KRE-901, 30410-KRE-851, 30410-KRE-791
 APPLICATION / APLICACIÓN:
HONDA: NXR 150 Bros KS, NXR 150 Bros ES, NXR 150 Bros ESD All >2008, TRX250EX Sportrax, CRF230F, TRX250, XR200R All 2001>2008

YAMAHA

GM11008

REPLACES / REEMPLAZA:
YAMAHA: 5HH-H5540-00, 5HH-H5540-10
 APPLICATION / APLICACIÓN:
YAMAHA: YBR XTZ 125 2003>2005, Beta RR125 >2010, Beta SM125 >2010

YAMAHA

GM11009

REPLACES / REEMPLAZA:
YAMAHA: 5HH-H5540-20
 APPLICATION / APLICACIÓN:
YAMAHA: YBR / XTZ 125 2003>2005, XTZ 125 2006>2008, YBR XTZ 125 2006>2008 models K, E, ED

HONDA

GM11010

REPLACES / REEMPLAZA:
HONDA: 30410-KSS-900
 APPLICATION / APLICACIÓN:
HONDA: Biz 125 ES, Biz 125 KS >2008

HONDA

GM11011

REPLACES / REEMPLAZA:
HONDA: 30410-KPF-911, 30410-KPF-961
 APPLICATION / APLICACIÓN:
HONDA: CBX 250 Twister 2002>2006

HONDA

GM11012

REPLACES / REEMPLAZA:
HONDA: 30410-KRM-841
 APPLICATION / APLICACIÓN:
HONDA: CG 150 Titan KS, CG 150 Job >2008, TRX250EX Sportrax 2001>2008, CRF230F 2003>2017, TRX250, XR200R

HONDA

GM11013

REPLACES / REEMPLAZA:
HONDA: 30410-441-950
 APPLICATION / APLICACIÓN:
HONDA: CG 125 Turuna 1986, CG 125 ML 1984, XLX 250 1984

HONDA



GM11014

REPLACES / REEMPLAZA:
HONDA: 30410-K19-911
APPLICATION / APLICACIÓN:
HONDA: Biz 100 2012>

HONDA



GM11015

REPLACES / REEMPLAZA:
HONDA: 30410-KWG-601, 30410-KWG-A21
APPLICATION / APLICACIÓN:
HONDA: CG 125 Fan 2009>2015

HONDA



GM11016

REPLACES / REEMPLAZA:
HONDA: 30410-KPE-931, 30410-KPE-731
APPLICATION / APLICACIÓN:
HONDA: XR 250 Tornado 2001>2008

HONDA



GM11017

REPLACES / REEMPLAZA:
HONDA: 30410-KRM-870
APPLICATION / APLICACIÓN:
HONDA: CG 150 Sport >2008

HONDA



GM11018

REPLACES / REEMPLAZA:
HONDA: 30410-KB7-671, 30410-KB7-940
APPLICATION / APLICACIÓN:
HONDA: CB125S, XL125 , XL125S 1985>1986, Elite 150 CH150 Scooter 1985>1987, CH150D Elite Deluxe 1985>1986

YAMAHA



GM11019

REPLACES / REEMPLAZA:
YAMAHA: 5HH-85540-00
APPLICATION / APLICACIÓN:
YAMAHA: YBR 125 2000>2001 (All models)

YAMAHA



GM11020

REPLACES / REEMPLAZA:
YAMAHA: 18D-H5540-10
APPLICATION / APLICACIÓN:
YAMAHA: Factor 125 2011>

SUNDOWN



GM11021

REPLACES / REEMPLAZA:
SUNDOWN: AT022ELE0002, 072CH10011
APPLICATION / APLICACIÓN:
SHINERAY: XY 110-Q, Bravax 2010>; **SUNDOWN:** Vblade 250

SUZUKI



GM11022

REPLACES / REEMPLAZA:
SUZUKI: 32900-20E00, 32900-20EU0
APPLICATION / APLICACIÓN:
SUZUKI: Scooters, Burgman AN125

DAFRA



GM11023

REPLACES / REEMPLAZA:
DAFRA: D0230400000SI
APPLICATION / APLICACIÓN:
DAFRA: Kansas 150

GREEN



GM11024

REPLACES / REEMPLAZA:
...
APPLICATION / APLICACIÓN:
GREEN: Sport 150

HONDA



GM12001

REPLACES / REEMPLAZA:
HONDA: 30510-KCH-900
 APPLICATION / APLICACIÓN:
HONDA: CG 125 Titan, CG 125 Cargo All 1995>1999, Honda Cub 90, Honda Elite 50/80, Honda NS 50, Honda XLV Transalp 650, Honda XR 250/600

HONDA



GM12002

REPLACES / REEMPLAZA:
HONDA: 30500-KBB-900, 30500-KBB-901
 APPLICATION / APLICACIÓN:
HONDA: CBX 200 Strada, NX 200, XR 200, NX/CBX 150

YAMAHA



GM12004

REPLACES / REEMPLAZA:
YAMAHA: 1S4-82310-00
 APPLICATION / APLICACIÓN:
YAMAHA: Yamaha YS Fazer 250 (All), XTZ 250 Lander, XTZ 250Z Ténére

HONDA



GM12005

REPLACES / REEMPLAZA:
HONDA: 30500-KVS-601
 APPLICATION / APLICACIÓN:
HONDA: CG 150 Titan Electronic Injection, CG 150 Titan Mix, CG 150 Fan ESI, CG 150 Fan ESDI, CG 150 Fan Mix

HONDA



GM12006

REPLACES / REEMPLAZA:
HONDA: 30510-KGA-900
 APPLICATION / APLICACIÓN:
HONDA: Honda CG 125 Titan 2000>2002

HONDA



GM12009

REPLACES / REEMPLAZA:
HONDA: 30500-GSP-901
 APPLICATION / APLICACIÓN:
HONDA: Pop 100 / NXR 150 Bros 2006>2008

HONDA



GM12010

REPLACES / REEMPLAZA:
HONDA: 30500-KSS-500
 APPLICATION / APLICACIÓN:
HONDA: Biz 125 >2008

HONDA



GM12013

REPLACES / REEMPLAZA:
HONDA: 30510-KY0-970
 APPLICATION / APLICACIÓN:
HONDA: XLV 650 Transalp, CG125 Cargo, Today 1992>1994

HONDA



GM12019

REPLACES / REEMPLAZA:
HONDA: 30500-KAN-T41, 30500-KFC-901, 30500-KFC-930, 30500-KGA-B00, 30500-KPE-900, 30500-KRE-900, 30500-KRM-850
 APPLICATION / APLICACIÓN:
HONDA: NXR 125 Bros ES/KS 2003>2004 / NXR 150 Bros 2003>2004 / CG 125 Titan / Twister / Tornado / CG 150 Titan >2008 / XLR 125 / CG 125 Fan >2008

YAMAHA



GM12021

REPLACES / REEMPLAZA:
YAMAHA: 4ST-H2310-00, 3KJ-82310-10, 5LW-H2310-00, 5LW-H2310-01
 APPLICATION / APLICACIÓN:
YAMAHA: Crypton 105, Neo AT 115, Grizzly 600 1998>2001

YAMAHA



GM12023

REPLACES / REEMPLAZA:
YAMAHA: 18D-H2310-00
 APPLICATION / APLICACIÓN:
YAMAHA: YBR 125 Factor 2011>, XTZ 125 2011>, XTZ 125X 2011>

SUZUKI



GM12024

REPLACES / REEMPLAZA:
SUZUKI: 33410-05350-000
 APPLICATION / APLICACIÓN:
SUZUKI: Intruder 125, Yes 125 (All)

SUZUKI

GM12025

REPLACES / REEMPLAZA:

SUZUKI: 33410-20E01

APPLICATION / APLICACIÓN:

SUZUKI: Scooters, Burgman 125



SUNDOWN

GM12027

REPLACES / REEMPLAZA:

SUNDOWN: AT022ELE000, 042ELE0008,
032ELE0008

APPLICATION / APLICACIÓN:

SUNDOWN: Web 100, Hunter 100, Max 125, Vblade
250



DAFRA

GM12028

REPLACES / REEMPLAZA:

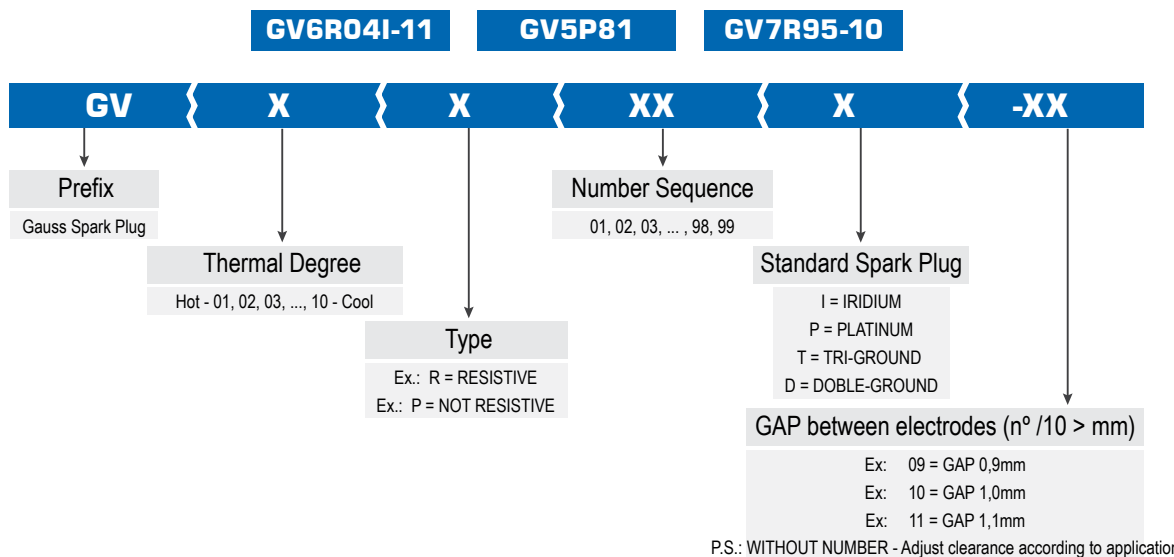
...

APPLICATION / APLICACIÓN:

DAFRA: Speed 150, Zig 100, Green Sport 150



Identification of GAUSS Ignition Candle Codes



Cross Reference

BOSCH		NGK		CHAMPION		GAUSS	
ORIGINAL	GAUSS	ORIGINAL	GAUSS	ORIGINAL	GAUSS	ORIGINAL	GAUSS
W8A	GV5P01	RAX94YC	GV8R06-09	BR7HS	GV7R08	CR9EH-9	GV9R02-09
W9AC	GV5P01	RAX94C	GV8R08	BPR7HS	GV7R08	CR9EHIX-9	GV9R02-09
W8AC	GV5P01	QN2C	GV9R01	BPR7HIX	GV7R08	CPR9EA-9	GV9R04-09
W5D	GV6P01	OEO91	GV9R01	CR7E	GV7R09		
WR7D+	GV6P01	RN2C	GV9R01	C7E	GV7R09		
W5D	GV6P04	RGU92C	GV9R02-09	CR7EIX	GV7R09		
WR7D+	GV6P04			CR7HSA	GV7R10		
W8BC	GV6P05			C7HSA	GV7R10		
XR4CS	GV7P03-09			CR7HIX	GV7R10		
XR4CS	GV7R11-09			DPR7EA-9	GV7R11-09		
W4C	GV8P01			DPR7EIX-9	GV7R11-09		
W4CS	GV8P01			B8ES	GV8P01		
W3AC	GV8P02			B8EGV	GV8P01		
XR2CS	GV8P04			BR8EIX	GV8P01		
XR4CS	GV8P05-09			B8HS	GV8P02		
XR4CS	GV8R06-09			BR8HS	GV8P02		
WR3CS	GV9R01			BR8HIX	GV8P02		
				BP8HS	GV8P03		
				B8HS	GV8P03		
				BR8HIX	GV8P03		
				D8EA	GV8P04		
				DR8EA	GV8P04		
				DR8EIX	GV8P04		
				DP8EA-9	GV8P05-09		
				DPR8EA-9	GV8P05-09		
				DPR8EIX-9	GV8P05-09		
				CPR8EA-9	GV8R03-09		
				CPR8EAIX-9	GV8R03-09		
				CR8E	GV8R04		
				C8E	GV8R04		
				CR8EIX	GV8R04		
				CR8EH-9	GV8R05-09		
				CR8EH-9S	GV8R05-09		
				CR8EHIX-9	GV8R05-09		
				DPR8EA-9	GV8R06-09		
				DP8EA-9	GV8R06-09		
				DPR8EIX-9	GV8R06-09		
				DPR8Z	GV8R07		
				DR8EA	GV8R08		
				D8EA	GV8R08		
				DR8EIX	GV8R08		
				BR9ES	GV9R01		
				B9ES	GV9R01		
				BR9EIX	GV9R01		

MODEL	ENGINE	FUEL	YEAR	GAP (mm)	GAUSS CODE
AGRALE					
CA50 / SS / SL / XT	50	GASOLINE	-	0,7	GV6P04
CA50 / SS / SL / XT	50	GASOLINE	-	0,6	GV6R19I
CANYON 500	500	GASOLINE	-	0,6	GV8P04
CITY 50	50	GASOLINE	-	0,7	GV7R07
CITY 90	90	GASOLINE	-	0,7	GV7R07
DAKAR 50	50	GASOLINE	-	0,7	GV7R07
ELEFANT 750	750	GASOLINE	-	0,6	GV8P04
ELEFANTRE 30.0	200	GASOLINE	-	0,6	GV8P01
FORCE 50	50	GASOLINE	-	0,7	GV7R07
FORCE 90	90	GASOLINE	-	0,7	GV7R07
HARTFORD 125 LEGION	125	GASOLINE	-	0,6	GV8P04
ROADSTER 200	200	GASOLINE	-	0,6	GV8P04
SUPER CITY	125	GASOLINE	-	0,6	GV8P01
TCHAU	50	GASOLINE	-	0,6	GV7P01
WR 360	360	GASOLINE	-	0,6	GV8P01
AMAZONAS					
AMAZONAS CHOPPER TURISMO (ENGINE VW GOL 1300 - ALCOHOL)	1300	ALCOHOL	-	0,7	GV6R19I
CHOPPER TURISMO (ENGINE VW GOL 1300 - ALCOHOL)	1300	ALCOHOL	-	0,7	GV6P04
APRILIA					
LEONARDO 150	150	GASOLINE	1998 > 2004	0,6	GV8R04
MOTO 6.5 / MH	650	GASOLINE	1995 >	0,6	GV8P04
PEGASO 650 / GA / MX	650	GASOLINE	1992 > 2000	0,7	GV8R08
RX 50 / RX / RACING	50	GASOLINE	1990 >	0,5	GV9R01
SR WWW	50	GASOLINE	1998 > 2001	0,7	GV7R08
ATALA					
CALIFFONE (ATALA)	50	GASOLINE	-	0,7	GV6P02
MASTER (ATALA)	50	GASOLINE	-	0,7	GV6P02
BIMOTA					
DB4	904	GASOLINE	2000	0,9	GV8R06-09
MANTRA	904	GASOLINE	2000	0,9	GV7R11-09
BMW					
F650 / 34 CV	650	GASOLINE	1993 > 1999	0,7	GV8P04
F650 / 48 CV	650	GASOLINE	1993 > 1999	0,7	GV8P04
F650 GS - DAKAR ENDURO / 50 CV	650	GASOLINE	2002 > 2003	0,6	GV8P04
F650 GS - ENDURO / 50 CV	650	GASOLINE	2002 > 2003	0,6	GV8P04
BRANCO					
MINI-VEHICLE, 4 HP, 5,5 HP- HONDA / 5,5 HP E 4,0 HP	5,5 HP E 4,0 HP	GASOLINE	-	0,7	GV6R08
MINI-VEICULO , 4 HP, 5,5 HP- HONDA / 5,5 HP E 4,0 HP	5,5HP E 4,0HP	GASOLINE	-	0,7	GV6R19I
MINI-VEHICLE, 5,0 HP- 2T - WHITE	5,0 HP	GASOLINE	-	0,6	GV7P01
BRANDY					
CICLOENGINE BRANDY NS1	50	GASOLINE	-	0,6	GV5P01
CICLOENGINE BRANDY NS2	50	GASOLINE	-	0,6	GV5P01
CICLOENGINE BRANDY NS50 / NS50A	50	GASOLINE	-	0,6	GV5P01
CICLOENGINE BRANDY ZANELLA DUE 50	50	GASOLINE	-	0,6	GV5P01
FOSTI FT 125A	125	GASOLINE	-	0,6	GV8P04
MOTONETA SCOOTER PISTA 70	70	GASOLINE	-	0,6	GV8P03
MOTONETA ZANELLA NEW FIRE 50 FULL	50	GASOLINE	-	0,6	GV5P01

MODEL	ENGINE	FUEL	YEAR	GAP (mm)	GAUSS CODE
BWT					
WX 50	50	GASOLINE	-	0,6	GV5P01
CAGIVA					
CANYON 500	500	GASOLINE	-	0,6	GV8P04
ELEFANT 750	750	GASOLINE	-	0,6	GV8P04
GRAN CANYON 900	900	GASOLINE	1998 > 2000	0,9	GV8R06-09
ROADSTER 200	200	GASOLINE	-	0,6	GV8P04
CALOI					
AE50 (SCOOTER)	50	GASOLINE	-	0,7	GV7R07
AG 100 (SCOOTER)	100	GASOLINE	-	0,7	GV7R07
LT 160 (QUADRICYCLE)	160	GASOLINE	-	0,9	GV7P03-09
LT 50 (QUADRICYCLE)	50	GASOLINE	-	0,7	GV4R01
LT 80 (QUADRICYCLE)	80	GASOLINE	-	0,7	GV7R07
MOBYLETE 50 AV7 / 10 / 11	50	GASOLINE	-	0,6	GV5P01
DAELIM					
ALTINO NF 100	100	GASOLINE	-	0,9	GV8R05-09
VC 125 ADVANCE	125	GASOLINE	-	0,9	GV8R05-09
VF 125D	125	GASOLINE	-	0,9	GV8R05-09
DAFRA					
CITYCLASS 200I / 13,86 CV	200	GASOLINE	2015 >	0,7	GV7R09
CITYCOM 300I / 23 CV	264	GASOLINE	2015 >	0,8	GV8R04
KANSAS 150 / 13,1 CV	150	GASOLINE	2007 >	0,8	GV8P04
MAXSYM 400I / 33,3 CV	400	GASOLINE	2011 >	0,7	GV8R04
NEXT 250 / INJECTION (25CV)	250	GASOLINE	2012 >	0,8	GV8R04
RIVA 150 / 12,1 CV	150	GASOLINE	2012 >	0,7	GV8R08
ROADWING 250R / DOHC (24 CV)	250	GASOLINE	2012 >	0,9	GV9R02-09
SCOOTER LASER 150 / 11,5 CV	150	GASOLINE	2007 >	0,7	GV7P02
SCOOTER LASER 150 / 11,5 CV	150	GASOLINE	2007 >	0,7	GV7R10
SMART 125 / 10 CV	125	GASOLINE	2010 >	0,7	GV7R10
SPEED 150 / 13,2 CV	150	GASOLINE	2008 >	0,7	GV8P04
STREET SPEED 150 / 13,2 CV	150	GASOLINE	2007 >	0,8	GV8P04
SUPER 100 / 6,2 CV	100	GASOLINE	2007 >	0,7	GV7P02
SUPER 50 / 3,2 CV	50	GASOLINE	2010 >	0,7	GV7R10
ZIG 50 / OHC (3,2CV)	100	GASOLINE	2012 >	0,7	GV7P02
ZIG+ / OHC (7CV)	100	GASOLINE	2012 >	0,7	GV7P02
DERBI					
ATLANTIS 50 2T	50	GASOLINE	2001 >	0,7	GV9R01
GPR 50 R	50	GASOLINE	2002 >	0,6	GV8P01
GPR REPLICA 50	50	GASOLINE	2003 >	0,6	GV8P01
SENDAR / SM	125	GASOLINE	2002 >	0,9	GV8R06-09
FBM					
RALLYE 15-5	125	GASOLINE	-	0,6	GV6P04
RALLYE 15-5	125	GASOLINE	-	0,6	GV6R19I
RALLYE MR	200	GASOLINE	-	0,6	GV6P04
RALLYE MR	200	GASOLINE	-	0,6	GV6R19I
SIMSOM MZ	250	GASOLINE	-	0,6	GV8P02
STREET MS	200	GASOLINE	-	0,6	GV6P04
STREET MS	200	GASOLINE	-	0,6	GV6R19I
STREET MS 15-5	125	GASOLINE	-	0,6	GV6P04
STREET MS 15-5	125	GASOLINE	-	0,6	GV6R19I
GAS GAS					
FSE 450	450	GASOLINE	2004 > 2009	0,7	GV8R04
PAMPERA 125	125	GASOLINE	-	0,8	GV6R08

MODEL	ENGINE	FUEL	YEAR	GAP (mm)	GAUSS CODE
PAMPERA 125	125	GASOLINE	-	0,8	GV6R19I
PAMPERA 250	250	GASOLINE	-	0,8	GV6R08
PAMPERA 250	250	GASOLINE	-	0,8	GV6R19I
PAMPERA 450	450	GASOLINE	2007 >	0,8	GV8R04
SM 450	450	GASOLINE	-	0,8	GV8R04
HONDA					
125 CG TODAY	125	GASOLINE	1991 >	0,9	GV8P05-09
180 COMSTAR	180	GASOLINE	-	0,6	GV8P04
BIZ / MIX	125	BIFUEL	2010 >	0,9	GV6R09-09
BIZ 125 / 9,1 CV	125	GASOLINE	2005 >	0,9	GV6R09-09
BIZ 125 / INJECTION (9,1 CV)	125	GASOLINE	2008 > 2010	0,9	GV6R09-09
BROS 125 / KS/ES	125	GASOLINE	2012 >	0,9	GV8R03-09
C 100 BIZ	100	GASOLINE	-	0,6	GV6P06
C 100 DREAM	100	GASOLINE	-	0,6	GV7P02
CB 1300 SUPER FOUR/DOHC 4 CIL. (111 CV)	1300	GASOLINE	2007 >	0,9	GV8R06-09
CB 400	400	GASOLINE	-	0,6	GV8P04
CB 400 II	400	GASOLINE	-	0,6	GV8P04
CB 450DX	450	GASOLINE	> 1998	0,6	GV8P04
CB 450DX	450	GASOLINE	1988 >	0,9	GV8P05-09
CB 500	500	GASOLINE	1998 > 2003	0,9	GV8R05-09
CB 500F / 50,4 CV	500	GASOLINE	2013 >	0,9	GV8R03-09
CB 600F HORNET / INJECTION	600	GASOLINE	2005 >	0,9	GV9R02-09
CB 650F / DOHC (87 CV)	650	GASOLINE	2015 >	0,9	GV9R02-09
CBR 450SR	450	GASOLINE	> 1998	0,6	GV8P04
CBR 450SR	450	GASOLINE	1988 >	0,9	GV8P05-09
CBR 500R / 50,4 CV	500	GASOLINE	2012 >	0,9	GV8R03-09
CBR 600F / DOHC (102CV)	600	GASOLINE	2012 >	0,9	GV9R02-09
CBR 600F / F1 / F2 / F3	600	GASOLINE	1991 > 2000	0,9	GV9R02-09
CBR 900RR FIRE BLADE	900	GASOLINE	> 2000	0,9	GV9R02-09
CBX 150 AERO	150	GASOLINE	> 1991	0,6	GV8P04
CBX 150 AERO	150	GASOLINE	1991 >	0,9	GV8P05-09
CBX 200 STRADA	200	GASOLINE	2000 >	0,9	GV7P03-09
CBX 200 STRADA	200	GASOLINE	> 1999	0,9	GV8P05-09
CBX 250 TWISTER	250	GASOLINE	2001 >	0,9	GV8R05-09
CBX 750F INDY	750	GASOLINE	-	0,9	GV8R06-09
CBX 750F INDY	750	GASOLINE	-	0,9	GV8P05-09
CG	125	GASOLINE	> 1991	0,6	GV8P04
CG	125	GASOLINE	1991	0,9	GV8P05-09
CG 125 CARGO	125	GASOLINE	2009 >	0,9	GV9R04-09
CG 125 CARGO / 11,6 CV	125	BIFUEL	2012 >	0,9	GV8R03-09
CG 125 FAN	125	GASOLINE	2009 >	0,9	GV9R04-09
CG 125 FAN / 11,6 CV	125	GASOLINE	2009 >	0,9	GV8R03-09
CG 150 FAN	150	GASOLINE	-	0,9	GV9R04-09
CG 150 FLEX	150	BIFUEL	-	0,9	GV9R04-09
CG 150 JOB	150	GASOLINE	-	0,9	GV9R04-09
CG 150 MIX	150	BIFUEL	-	0,9	GV9R04-09
CG 150 SPORT	150	GASOLINE	-	0,9	GV9R04-09
CG 150 TITAN	150	GASOLINE	-	0,9	GV9R04-09
CG 160 FAN	160	BIFUEL	2015 >	0,9	GV8R03-09
CG 160 TITAN	160	BIFUEL	2015 >	0,9	GV8R03-09
CG CARGO	125	GASOLINE	> 1991	0,6	GV8P04
CG CARGO	125	GASOLINE	2000 > 2001	0,9	GV7P03-09

MODEL	ENGINE	FUEL	YEAR	GAP (mm)	GAUSS CODE
CG CARGO	125	GASOLINE	2002 >	0,9	GV8R06-09
CG CARGO	125	GASOLINE	> 1999	0,9	GV8P05-09
CG CARGO	125	GASOLINE	1991 >	0,9	GV8P05-09
CG CARGO / FLEXONE (14,2CV GAS. / 14,3CV ALCOHOL)	150	BIFUEL	2013 >	0,9	GV8R03-09
CG FAN	125	GASOLINE	2005 >	0,9	GV8R06-09
CG FAN / ESI (14,2 CV)	150	BIFUEL	2008 > 2010	0,9	GV8R03-09
CG FAN / FLEXONE (14,2CV GAS./14,3CV ALCOHOL)	150	BIFUEL	2013 >	0,9	GV8R03-09
CG FAN / MIX (14,2 CV GAS / 14,3 CV ALCOHOL)	150	BIFUEL	2010 >	0,9	GV8R03-09
CG JOB / 14,2 CV	150	BIFUEL	2004 >	0,9	GV8R03-09
CG SPORT / 15,3 CV	150	BIFUEL	2005 >	0,9	GV8R03-09
CG TITAN	125	GASOLINE	2000 > 2001	0,9	GV7P03-09
CG TITAN	125	GASOLINE	2002 >	0,9	GV8R06-09
CG TITAN	125	GASOLINE	> 1999	0,9	GV8P05-09
CG TITAN / 14,2 CV	150	BIFUEL	2004 >	0,9	GV8R03-09
CG TITAN / MIX (14,2 CV GAS. / 14,3 CV ALCOHOL)	150	BIFUEL	2009 >	0,9	GV8R03-09
CG TITAN / OHC (14,2CV GAS. / 14,3CV ALCOHOL)	150	BIFUEL	2011 >	0,9	GV8R03-09
CG TITAN /FLEXONE (14,2CV GAS/14,3CV ALCOHOL)	150	BIFUEL	2013 >	0,9	GV8R03-09
CG TODAY	125	GASOLINE	> 1991	0,6	GV8P04
CH 125 SPACY (SCOOTER)	125	GASOLINE	-	0,9	GV7R11-09
CRF 150F / OHC (14CV)	150	BIFUEL	2012 >	0,9	GV8R03-09
CRF 230F / 19,3 CV	230	GASOLINE	2007 >	0,9	GV8R06-09
DOMINATOR NX 650	650	GASOLINE	-	0,9	GV8R06-09
FS 125	125	GASOLINE	-	0,6	GV8P04
GOLD WING 1500	1500	GASOLINE	-	0,9	GV7R11-09
MAGNA VF 750	750	GASOLINE	1994 > 1998	0,9	GV8R05-09
ML	125	GASOLINE	> 1991	0,6	GV8P04
ML	125	GASOLINE	1991 >	0,9	GV8P05-09
NX 150	150	GASOLINE	-	0,6	GV8P04
NX 150	150	GASOLINE	1991 >	0,9	GV8P05-09
NX 200	200	GASOLINE	2000 >	0,9	GV7P03-09
NX 200	200	GASOLINE	> 1999	0,9	GV8P05-09
NX 350 SAHARA	350	GASOLINE	-	0,9	GV8P05-09
NX 400 FALCON	400	GASOLINE	-	0,7	GV8R07
NX 500	500	GASOLINE	-	0,9	GV8R06-09
NXR 125 BROS	125	GASOLINE	2003 >	0,9	GV8R06-09
NXR 150 BROS	150	GASOLINE	2003 > 2005	0,9	GV8R06-09
NXR 150 BROS	150	GASOLINE	2007 >	0,9	GV9R04-09
NXR 150 BROS (13,8 CV / 8000 RPM)	150	GASOLINE	2009 >	0,9	GV8R03-09
NXR 150 BROS (14 CV / 8.000 RPM)	150	GASOLINE	2006 >	0,9	GV8R03-09
NXR 150 BROS (13,8 CV GAS. / 14,0 CV ALCOHOL)	150	BIFUEL	2010 >	0,9	GV8R03-09
NXR 150 BROS FLEX / (+ FRIA)	150	BIFUEL	-	0,9	GV9R04-09
NXR 150 BROS MIX	150	BIFUEL	-	0,9	GV9R04-09
NXR 160 BROS / FLEXONE (14,5 CV GAS. / 14,7 CV ETA.)	160	BIFUEL	2015 >	0,9	GV8R03-09
NXR BROS/FLEXONE (13,8CV GAS./14,0CV ALCOHOL)	150	BIFUEL	2013>	0,9	GV8R03-09
POP 100 / 6,5 CV	100	GASOLINE	2007 >	0,6	GV7P02
SHADOW 750 / OHC (45,5CV)	750	GASOLINE	2006 >	0,9	GV7R11-09

MODEL	ENGINE	FUEL	YEAR	GAP (mm)	GAUSS CODE
SHADOW AM 750	750	GASOLINE	-	0,9	GV8R06-09
SHADOW VT 1100	1100	GASOLINE	-	0,9	GV7R11-09
SHADOW VT 600C	600	GASOLINE	> 2005	0,9	GV8R06-09
SHADOW VT 750	750	GASOLINE	> 2005	0,9	GV8R06-09
STRADA	200	GASOLINE	2000 >	0,9	GV7P03-09
STRADA	200	GASOLINE	> 1999	0,9	GV8P05-09
TRX 350 FOURTRAX (QUADRICYCLE) / FM / TM (20,6 CV)	350	GASOLINE	2004 >	0,9	GV7R11-09
TURUNA	125	GASOLINE	> 1991	0,6	GV8P04
TURUNA	125	GASOLINE	1991 >	0,9	GV8P05-09
VALKYRIE 1500	1500	GASOLINE	2000	0,9	GV7R11-09
VT 750 SHADOW	750	GASOLINE	2006 >	0,9	GV7R11-09
XL 125 DUTY	125	GASOLINE	-	0,6	GV8P04
XL 125S	125	GASOLINE	-	0,6	GV8P04
XL 200	200	GASOLINE	-	0,9	GV8P05-09
XL 250R	250	GASOLINE	-	0,6	GV8P04
XL 700V TRANSALP / 60 CV	680	GASOLINE	2011 >	0,9	GV8R03-09
XLR 125	125	GASOLINE	2000 > 2002	0,9	GV7P03-09
XLR 125	125	GASOLINE	1997 > 2000	0,9	GV8P05-09
XLX 250R	250	GASOLINE	-	0,9	GV8P05-09
XLX 350R	350	GASOLINE	-	0,9	GV8P05-09
XR 200R	200	GASOLINE	2000 >	0,9	GV7P03-09
XR 200R	200	GASOLINE	> 1999	0,9	GV8P05-09
XR 250 TORNADO	250	GASOLINE	2001 >	0,9	GV8R05-09
XR 650	650	GASOLINE	1997 > 1998	0,9	GV8R06-09
HUSABERG					
FE 501E	501	GASOLINE	1993 > 1999	0,7	GV8R04
HUSQVARNA					
SM 610S	610	GASOLINE	2003 >	0,8	GV7R09
TE 410 E	410	GASOLINE	1999 > 2000	0,8	GV7R09
TE 610 / E / SM 610 E	610	GASOLINE	1991 > 2004	0,7	GV7R09
WR360	360	GASOLINE	-	0,6	GV8P01
IBRAMOTO					
ENDURO 250H6	250	GASOLINE	-	0,6	GV8P01
ENDURO 360H6	350	GASOLINE	-	0,6	GV8P01
EUREKA	50	GASOLINE	-	0,6	GV7P01
GARELLI 3	50	GASOLINE	-	0,6	GV7P01
KATIA	50	GASOLINE	-	0,6	GV7P01
MONTESA	350	GASOLINE	-	0,6	GV8P01
MONTESA	250	GASOLINE	-	0,6	GV8P01
T50	50	GASOLINE	-	0,6	GV7P01
JIALING					
CJ 50F	50	GASOLINE	-	0,6	GV8P02
JH 125	125	GASOLINE	-	0,6	GV8P04
JH 125L	125	GASOLINE	-	0,6	GV8P04
JH 50	250	GASOLINE	-	0,6	GV8P02
JH 70	70	GASOLINE	-	0,6	GV7P02
KASINSKI					
CAB 100	100	GASOLINE	-	0,7	GV7R07
CAB 50	50	GASOLINE	-	0,7	GV6P05
COMET 650R / 79,5 CV	650	GASOLINE	2007 >	0,8	GV8R04
COMET GT 650R/DOHC V2-INJECTION (89,6CV)	650	GASOLINE	2012 >	0,8	GV8R04

MODEL	ENGINE	FUEL	YEAR	GAP (mm)	GAUSS CODE
COMET GT-R / DOHC (32,5 CV)	250	GASOLINE	2009 >	0,8	GV8R04
COMET PHASE 2 / DOHC (32,5 CV)	250	GASOLINE	2005 >	0,8	GV8R04
CRUISE / GF / RX	125	GASOLINE	-	0,9	GV8R05-09
CRZ 150 / 13,5 CV	150	GASOLINE	2011 >	0,7	GV8P04
CRZ 150 / 13,5 CV	150	GASOLINE	2011 >	0,7	GV8R08
CRZ 150 SM / 13,5 CV	150	GASOLINE	2010 >	0,7	GV8P04
CRZ 150 SM / 13,5 CV	150	GASOLINE	2010 >	0,7	GV8R08
FZR 1000	1000	GASOLINE	-	0,9	GV8P05-09
MAGIK 125	125	GASOLINE	-	0,9	GV8P05-09
MIDAS	110	GASOLINE	-	0,7	GV6R17
MIRAGE 150 / 13,4 CV	150	GASOLINE	2011 >	0,7	GV8P04
MIRAGE 150 / 13,4 CV	150	GASOLINE	2011 >	0,7	GV8R08
MIRAGE 250	250	GASOLINE	-	0,8	GV8R04
MIRAGE POWER / 71,2 CV	650	GASOLINE	2007 >	0,8	GV8R04
PRIMA	50	GASOLINE	-	0,7	GV8P02
SOFT 50 / 3,5 CV	50	GASOLINE	2012 >	0,6	GV7P02
WIN 110 / 7,07 CV	110	GASOLINE	2006 >	0,7	GV7P02
KAWASAKI					
D-TRACKER X / 22 CV	250	GASOLINE	2010 >	0,8	GV8R04
KDX 200	200	GASOLINE	> 1996	0,8	GV9R01
KDX 250	250	GASOLINE	-	0,8	GV9R01
KLF 220A (QUADRICYCLE)	220	GASOLINE	1997 > 1999	0,7	GV8R08
KLF 300 / B / C (QUADRICYCLE)	300	GASOLINE	1999 > 2005	0,7	GV8P04
KLF 300 / B / C (QUADRICYCLE)	300	GASOLINE	1999 > 2005	0,7	GV8R08
KLF 400 BAYOU (QUADRICYCLE)	400	GASOLINE	1993 > 1999	0,9	GV8R06-09
KLX 250	250	GASOLINE	-	0,8	GV8R04
KLX 650	650	GASOLINE	-	0,9	GV8R06-09
KSF 250 (QUADRICYCLE)	250	GASOLINE	1987 > 2004	0,9	GV8R06-09
KX 250F (KX250TE000001)	250	GASOLINE	2006 > 2008	0,8	GV8R04
KXF 250 TECATE	250	GASOLINE	-	0,8	GV8P01
NINJA 250R	250	GASOLINE	2008 >	0,8	GV8R04
NINJA 300 / 39 CV	300	GASOLINE	2013 >	0,8	GV8R04
VOYAGER 1200 (VOYAGER XII)	1200	GASOLINE	-	0,9	GV8R06-09
VULCAN 1500 CLASSIC	1500	GASOLINE	1996 > 1997	0,9	GV8R06-09
VULCAN 750	750	GASOLINE	-	0,9	GV7R11-09
VULCAN 800 CLASSIC	800	GASOLINE	1996 > 2005	0,8	GV7R09
VULCAN VN	800	GASOLINE	1995 > 1997	0,8	GV7R09
VULCAN VN1500-A	1500	GASOLINE	1996 > 1999	0,9	GV7R11-09
KTM					
50 SX	50	GASOLINE	1998 > 2001	0,6	GV8P02
50 SXR	50	GASOLINE	1995	0,6	GV7P01
620 SC	620	GASOLINE	1996 >	0,6	GV8P04
DUKE II 640	640	GASOLINE	1999 > 2002	0,6	GV8R08
EXC 400	400	GASOLINE	1994 > 1998	0,6	GV8P04
LC4 640 ADVENTURE	640	GASOLINE	1992 > 2000	0,7	GV8R08
SX 50 / 50 SX3	50	GASOLINE	1994 A 1995	0,6	GV7P01
SX 620	620	GASOLINE	1996 >	0,6	GV8P04
SXC 540	540	GASOLINE	1998 >	0,6	GV8P04
LAMBRETA					
CYNTHIA / LI 150	150	GASOLINE	-	0,6	GV6P01
CYNTHIA BP	175	GASOLINE	-	0,6	GV6P01
L 175	175	GASOLINE	-	0,6	GV6P01


MODEL	ENGINE	FUEL	YEAR	GAP (mm)	GAUSS CODE
LAMBRETA BR	175	GASOLINE	-	0,6	GV6P01
MOTO CARGA 300	175	GASOLINE	-	0,6	GV6P01
MOTONETA 175	175	GASOLINE	-	0,6	GV6P01
MOTONETA MS 150	150	GASOLINE	-	0,6	GV6P01
PONEI BP / TORKITA	50	GASOLINE	-	0,6	GV6P02
TORK 150 BR / LAMBRETA BR	150	GASOLINE	-	0,6	GV6P01
TORK 5 / TRAIL / TORK 125 PIT	125	GASOLINE	-	0,6	GV6P04
TORK 5 / TRAIL / TORK 125 PIT	125	GASOLINE	-	0,6	GV6R19I
TRAILER / TRICICLO	175	GASOLINE	-	0,6	GV6P01
XISPA / TS / TE	175	GASOLINE	-	0,6	GV6P01
LEONETTE					
LEONETTE	50	GASOLINE	-	0,6	GV7P01
MIZA					
EASY 125 / 6 CV	125	GASOLINE	-	0,6	GV7P02
HUSKY	150	GASOLINE	-	0,6	GV8P04
SKEMA 125	125	GASOLINE	-	0,6	GV8P04
MONARK					
M50 / MS50 / MSL50 (ENGINE SACHS)	50	GASOLINE	-	0,6	GV6P02
M50 / MS50 / MSL50 (ENGINE TERMO)	50	GASOLINE	-	0,6	GV5P01
MONARETA S / L	50	GASOLINE	-	0,6	GV5P01
MOTO GUZZI					
CALIFORNIA 1100	1100	GASOLINE	-	0,7	GV6R08
CALIFORNIA 1100	1100	GASOLINE	-	0,7	GV6R19I
CALIFORNIA EV	1064	GASOLINE	1994 > 2001	0,8	GV6R08
CALIFORNIA EV	1064	GASOLINE	1994 > 2001	0,8	GV6R19I
CALIFORNIA JACKAL	1100	GASOLINE	1999 > 2001	0,8	GV6R08
CALIFORNIA JACKAL	1100	GASOLINE	1999 > 2001	0,8	GV6R19I
QUOTA 1100 ES	1100	GASOLINE	1998 >	0,8	GV6R08
QUOTA 1100 ES	1100	GASOLINE	1998 >	0,8	GV6R19I
V11 LE MANS / KS	1100	GASOLINE	-	0,9	GV6R08
V11 LE MANS / KS	1100	GASOLINE	-	0,9	GV6R19I
V11 SPORT	1100	GASOLINE	1998 > 2001	0,7 / 0,8	GV6R08
V11 SPORT	1100	GASOLINE	1998 > 2001	0,7 / 0,8	GV6R19I
MOTOVESPA					
VESPA PX 150 / P 150E / P 150S / P 150X	150	GASOLINE	-	0,6	GV6P02
VESPA PX 200E / GT / ELESTART	200	GASOLINE	-	0,6	GV6P01
MOTOVI					
HARLEY DAVIDSON SS 125	125	GASOLINE	-	0,6	GV8P01
PUCH MAXISUPER	50	GASOLINE	-	0,6	GV6P02
PANDA					
PANDA II	50	GASOLINE	-	0,6	GV5P01
PANTHER					
MINI PANTHER	50	GASOLINE	-	0,6	GV6P03
PEUGEOT					
BUXY / SPEEDAKE / SPEEDFIGHT (AR) / SQUAB / ZENITH	49	GASOLINE	-	0,7	GV7R08
ELYSEO 125	125	GASOLINE	1999 >	0,7	GV7R09
VIVACITY 50 (SCOOTER)	49	GASOLINE	-	0,7	GV7R08
POLARIS					
HAWKEYE 300 2X4 (QUADRICYCLE)	300	GASOLINE	2006 > 2007	0,8	GV8R04
HAWKEYE 300 4X4 (QUADRICYCLE)	300	GASOLINE	2006 > 2007	0,8	GV8R04
PREDATOR 90 (QUADRICYCLE)	90	GASOLINE	2003 > 2006	0,7	GV7R07

MODEL	ENGINE	FUEL	YEAR	GAP (mm)	GAUSS CODE
SANYANG					
PASSING (SCOOTER)	110	GASOLINE	-	0,7	GV6P05
SHINERAY					
CUSTOM 250 / OHC (17 CV)	250	GASOLINE	-	0,7	GV8R06-09
EAGLE 50 / OHC (2,7 CV)	50	GASOLINE	2012 >	0,7	GV7R10
EXPLORER 150 / OHC (11,2 CV)	150	GASOLINE	2011 >	0,7	GV8R06-09
FUTURE 150 / OHC (9,8 CV)	150	GASOLINE	-	0,7	GV7R10
JET 50 / OHC (2,7 CV)	50	GASOLINE	2013 >	0,7	GV7R10
MAX 150 / OHC (11,3 CV)	150	GASOLINE	2011 >	0,7 / 0,9	GV8R06-09
NEW WAVE 125 / OHC (7,2 CV)	125	GASOLINE	2012 >	0,7	GV7R10
PHOENIX 50 / OHC (2,7 CV)	50	GASOLINE	2011 >	0,7	GV7R10
QUADRICICLO BRAVO 200 / OHC (11,3 CV)	200	GASOLINE	-	0,7	GV7R10
QUADRICYCLE FORCE 250	250	GASOLINE	-	0,9	GV8R06-09
QUADRICYCLE STRONG 250 / OHC (19 CV)	250	GASOLINE	-	0,9	GV8R06-09
QUADRICYCLE TRUE 150 / OHC (9,8 CV)	150	GASOLINE	-	0,7	GV7R10
RACING 200 / OHC (13,6 CV)	200	GASOLINE	2011 >	0,9	GV8R06-09
SCOOTER BIKE 50 / OHC (3,0 CV)	50	GASOLINE	2013 >	0,7	GV7R10
SCOOTER F35 / OHC (9,8 CV)	150	GASOLINE	2012 >	0,7	GV7R10
SCOOTER F40 / OHC (9,8 CV)	150	GASOLINE	-	0,7	GV7R10
SCOOTER NEW 50 / OHC (3,0 CV)	50	GASOLINE	2012 >	0,7	GV7R10
SCOOTER RETRO 50 / OHC (3,0 CV)	50	GASOLINE	2013 >	0,7	GV7R10
SUPER SMART 50 / OHC (2,7 CV)	50	GASOLINE	2012 >	0,7	GV7R10
TRICICLO CARGO 200 / MONOCILINDRICO (17,9 CV)	200	GASOLINE	-	0,9	GV8R06-09
TRICICLO NEW 200 / MONOCILINDRICO (17,9 CV)	200	GASOLINE	-	0,9	GV8R06-09
X2 250 / OHC (24 CV)	250	GASOLINE	-	0,9	GV8R06-09
SUNDOWN					
ERGON / PALIO	49	GASOLINE	-	0,7	GV6P05
FIFTY	49	GASOLINE	-	0,7	GV6P05
FUTURE	125	GASOLINE	2005	0,7	GV7P02
FUTURE	125	GASOLINE	2005	0,7	GV7R10
HUNTER 100 / 7 CV	100	GASOLINE	2008 >	0,7	GV7P02
HUNTER 90	90	GASOLINE	2006 >	0,7	GV7P02
HUNTER SE	125	GASOLINE	2005	0,9	GV8R06-09
MAX SE	125	GASOLINE	2005	0,9	GV8R06-09
MAX SED	125	GASOLINE	2005	0,9	GV8R06-09
STX 200 MOTARD / 16,7 CV	200	GASOLINE	2007 > 2008	0,7	GV8P04
SUPER FIFTY	49	GASOLINE	-	0,7	GV7P01
VBLADE 250	250	GASOLINE	2006 >	0,7	GV7P02
WEB 100	100	GASOLINE	2005	0,7	GV6P06
WEB 100	100	GASOLINE	> 2004	0,7	GV7P02
WEB 100	100	GASOLINE	> 2004	0,7	GV7R10
SUZUKI					
ADRESS 100 (SCOOTER)	100	GASOLINE	-	0,7	GV7R07
ADRESS 50 (SCOOTER)	50	GASOLINE	-	0,7	GV7R07
AE 50 (SCOOTER)	50	GASOLINE	-	0,7	GV7R07
AG 100 (SCOOTER)	100	GASOLINE	-	0,7	GV7R07
AN125 BURGMAN	125	GASOLINE	2006 > 2009	0,7	GV6R16
BANDIT 1250 / GSF	1250	GASOLINE	2007 >	0,6	GV7R09
BOULEVARD C 1500 / 69 HP	1462	GASOLINE	2005 >	0,9	GV7R11-09

MODEL	ENGINE	FUEL	YEAR	GAP (mm)	GAUSS CODE
BOULEVARD M 800 / 55 HP	805	GASOLINE	2005 >	0,9	GV7R11-09
BURGMAN 400 / 32 HP	400	GASOLINE	2001 > 2006	0,7	GV7R09
DL 650 V-STROM	650	GASOLINE	2008 >	0,7	GV8R04
DR 400E	400	GASOLINE	-	0,8	GV8R04
DR-Z 400E	400	GASOLINE	-	0,8	GV8R04
GN INTRUDER 250	250	GASOLINE	-	0,7	GV8P04
GN INTRUDER 250	250	GASOLINE	-	0,7	GV8R08
GS 500E / 48,6 CV	487	GASOLINE	1991 >	0,9	GV8R06-09
GS KATANA 125	125	GASOLINE	-	0,7	GV8P04
GSR 150I / ELECTRONIC INJECTION (12CV)	150	GASOLINE	2011 >	0,7	GV7R09
GSX 650 F / GSX (86 CV)	650	GASOLINE	2008 >	0,7	GV8R04
INTRUDER 125	125	GASOLINE	> 2006	0,7	GV8R08
INTRUDER 125 / OHC	125	GASOLINE	2007 >	0,8	GV8R04
INTRUDER 125 CARGO	125	GASOLINE	2007 >	0,8	GV8R04
INTRUDER 1400	1400	GASOLINE	-	0,9	GV8R06-09
INTRUDER 1500	1500	GASOLINE	-	0,9	GV7R11-09
KINGQUAD 400AF	400	GASOLINE	2008 >	0,7	GV7R09
KINGQUAD 450 AX	450	GASOLINE	2007 > 2008	0,7	GV6R16
KINGQUAQ 750 AX	750	GASOLINE	2008 >	0,7	GV6R16
LC 1500	1500	GASOLINE	-	0,9	GV7R11-09
LT 50 (QUADRICYCLE)	50	GASOLINE	-	0,7	GV4R01
LT 80 (QUADRICYCLE)	80	GASOLINE	-	0,7	GV7R07
LT-F 160 (QUADRICYCLE)	160	GASOLINE	> 1997	0,9	GV7P03-09
LT-F 160 (QUADRICYCLE)	160	GASOLINE	1998 >	0,9	GV7R11-09
LT-F 400F (QUADRICYCLE)	400	GASOLINE	2002 > 2003	0,7	GV7R09
QUADRUNNER 160F	160	GASOLINE	2003 >	0,9	GV7R11-09
RMX 250	250	GASOLINE	1993 >	0,6	GV9R01
SAVAGE LS 650	650	GASOLINE	-	0,9	GV8R06-09
VS 1400 GLP	1400	GASOLINE	-	0,9	GV8R06-09
VS 800 GL INTRUDER	800	GASOLINE	-	0,9	GV8R06-09
VX 800	800	GASOLINE	-	0,9	GV8R06-09
VZ 800 MARAUDER	800	GASOLINE	-	0,9	GV8R06-09
YES -EN 125 / CARGO	125	GASOLINE	2004 >	0,7	GV8R04
TANI MOTO SHOP					
MICROMOTO KENNY	37	GASOLINE	-	0,6	GV6P02
TRAXX					
BEST 125	125	GASOLINE	2007 >	0,6	GV8R08
FLY 135 / 13,1 CV	135	GASOLINE	2012 >	0,7	GV8R08
JOTO 125	125	GASOLINE	2008 >	0,6	GV8R08
MOBY 50 / OHC (2,45 CV)	50	GASOLINE	-	0,7	GV7R10
SKY 110	110	GASOLINE	2003 >	0,6	GV7R10
SKY 125 / OHC (8,8 CV)	125	GASOLINE	2011 >	0,9	GV6R09-09
WORK 125 / 13,1 CV	125	GASOLINE	2010 >	---	GV8R08
TRIUMPH					
BONNEVILLE (908MD)	790	GASOLINE	2000 >	0,9	GV8R06-09
BONNEVILLE / 2 CILINDERS/ELECTRONIC INJECTION (68CV)	865	GASOLINE	2012 >	0,9	GV8R06-09
BONNEVILLE AMERICA (908M)	790	GASOLINE	2002 >	0,9	GV8R06-09
BONNEVILLE T100 / 62 CV	790	GASOLINE	2002 >	0,9	GV8R06-09
DAYTONA 1200	1200	GASOLINE	1999	0,9	GV8R06-09
DAYTONA 1200	1200	GASOLINE	1993 > 1997	0,9	GV8R06-09
DAYTONA 955I (94KW)	955	GASOLINE	1999 > 2001	0,9	GV8R06-09

MODEL	ENGINE	FUEL	YEAR	GAP (mm)	GAUSS CODE
DAYTONA 955I / SPRINT RS 955	955	GASOLINE	1999 > 2001	0,9	GV8R06-09
DAYTONA T595	956	GASOLINE	1997 > 2001	0,9	GV8R06-09
LEGEND 900	885	GASOLINE	-	0,9	GV8R06-09
ROCKET III / CLASSIC (TWINSPARK) / 142 CV	2300	GASOLINE	2004 >	0,9	GV8R06-09
SPEED TRIPLE	956	GASOLINE	1999 > 2001	0,9	GV8R06-09
SPRINT ST	956	GASOLINE	1999 > 2001	0,9	GV8R06-09
SPRINT ST / 125 CV	1050	GASOLINE	2005 >	0,9	GV8R06-09
THRUXTON	865	GASOLINE	2006 > 2007	0,9	GV8R06-09
TIGER 750	750	GASOLINE	1995 >	0,5	GV8P01
TIGER 900	885	GASOLINE	-	0,9	GV8R06-09
TIGER 955 S, X E T / 105 CV	955	GASOLINE	2001 > 2004	0,9	GV8R06-09
TIGER 955I (72 KW - 709EN)	955	GASOLINE	2001 > 2004	0,9	GV8R06-09
TROPHY 1200	1200	GASOLINE	1991 > 2003	0,9	GV8R06-09
YAMAHA					
AXIS 90	90	GASOLINE	-	0,6	GV7R08
BW 50	50	GASOLINE	-	0,6	GV7R07
CRYPTON	105	GASOLINE	-	0,7	GV7P02
CRYPTON / ED / K (8,2 CV)	115	GASOLINE	2010 >	0,7	GV6P06
DRAG STAR XVS 650	650	GASOLINE	2000	0,9	GV7R11-09
DT 180 / TDR 180	180	GASOLINE	-	0,6	GV8P01
DT200 / 200R	200	GASOLINE	-	0,8	GV9R01
FAZER / I.E. (21 CV)	250	GASOLINE	2009 >	0,7	GV8R08
FAZER YS 250	250	GASOLINE	2005 >	0,7	GV8R08
GRIZZLY 125 (QUADRICYCLE)	125	GASOLINE	2007 >	0,7	GV7R10
GRIZZLY 660 (QUADRICYCLE)	660	GASOLINE	2007 >	0,9	GV8R06-09
GRIZZLY/ RAPTOR/ 700 (QUADRI-CYCLE)	700	GASOLINE	2007 >	0,7	GV8R04
JOG 50	50	GASOLINE	-	0,6	GV7R07
JOG 50	50	GASOLINE	-	0,6	GV7R08
LANDER / I.E. (20,7 CV)	250	GASOLINE	2009 >	0,7	GV8R08
LANDER XTZ 250 / 4B41 (21 CV - G55E-000101 ->)	250	GASOLINE	2007 >	0,7	GV8R08
MT-01 / 5YU8 / 5YUB (90 CV)	1700	GASOLINE	2007 >	0,9	GV7R11-09
MT-03 / 29D1 (48 CV)	660	GASOLINE	2008 >	0,8	GV7R09
NEO AT 115 / 8,4 CV	115	GASOLINE	2005 >	0,7	GV7R10
RD 135 / Z	135	GASOLINE	-	0,6	GV8P02
RD 135 / Z	135	GASOLINE	-	0,6	GV8P03
RD 50	50	GASOLINE	-	0,6	GV8P02
RD 75	75	GASOLINE	-	0,6	GV7P01
ROYAL STAR XVZ 1300A	1300	GASOLINE	-	0,9	GV7R11-09
RS 125 / RX / TT / RD / TTM / TRILHA	125	GASOLINE	-	0,6	GV8P02
RX 80	80	GASOLINE	-	0,6	GV8P02
SUPER TÉNÉRÉ XTZ 750	750	GASOLINE	-	0,9	GV8R06-09
TDM 225	225	GASOLINE	-	0,7	GV8R08
TDM 850	850	GASOLINE	1997 >	0,9	GV8R06-09
TDM 900 / R	900	GASOLINE	2002 >	0,9	GV8R06-09
THUNDER RACE 1000	1000	GASOLINE	-	0,7	GV8R08
TMAX 46,5 CV	530	GASOLINE	2014 >	0,7	GV7R09
TRX 850	850	GASOLINE	1997 >	0,9	GV8R06-09
TT - R 125 E / LWE / OFF-ROAD (OHC - 4T)	125	GASOLINE	2008 >	0,7	GV7R10
TT - R 230 / OFF ROAD	230	GASOLINE	2005 >	0,7	GV8R08
V-MAX 1200	1200	GASOLINE	-	0,9	GV8R06-09

MODEL	ENGINE	FUEL	YEAR	GAP (mm)	GAUSS CODE
WR 200R	200	GASOLINE	-	0,8	GV9R01
WR 250F	250	GASOLINE	2001 > 2006	0,7	GV8R04
WR 426F	426	GASOLINE	2001	0,8	GV8R04
WR 450F	450	GASOLINE	2003 > 2008	0,7	GV8R04
XJ 600Z DIVERSION	600	GASOLINE	-	0,9	GV7P03-09
XJR 1200	1200	GASOLINE	1995 >	0,9	GV8R06-09
XT 225	225	GASOLINE	-	0,7	GV8R08
XT 600E	600	GASOLINE	-	0,9	GV8R06-09
XT 600Z TENERE	600	GASOLINE	-	0,9	GV7P03-09
XT 660R / 48 CV	660	GASOLINE	2005 > 2013	0,7	GV7R09
XT 660Z TÉNERÉ / 48 CV	660	GASOLINE	2011 >	0,8	GV7R09
XTZ 125 E/XE/K/XK / 12,5 CV	125	GASOLINE	2003 >	0,7	GV7R10
XTZ 250 X	250	GASOLINE	2008 >	0,7	GV8R08
XTZ 250Z TÉNERÉ / 21 CV	250	GASOLINE	2011 >	0,7	GV8R08
XV 250S VIRAGO	250	GASOLINE	-	0,7	GV6R17
XV 535-S VIRAGO	535	GASOLINE	-	0,8	GV6R08
XV 535-S VIRAGO	535	GASOLINE	-	0,8	GV6R19I
YBR 125E / ED / K	125	GASOLINE	2000 >	0,7	GV7R10
YFM 350 GRIZZLY (QUADRICYCLE)	350	GASOLINE	2006 >	0,7	GV8R08
YFM 350R (QUADRICYCLE)	350	GASOLINE	2007 >	0,6	GV8R08
YFM 660 R / RN/ RNC (QUADRICYCLE)	660	GASOLINE	2001 > 2005	0,9	GV8R06-09
YFM 700R (QUADRICYCLE)	700	GASOLINE	2007 >	0,7	GV8R04
YFM 80 (QUADRICYCLE)	80	GASOLINE	2005 >	0,7	GV7R10
YFM 80R	80	GASOLINE	2006 >	0,7	GV7R10
YFZ 450 (QUADRICYCLE)	450	GASOLINE	2007 >	0,7	GV8R04
YP 250	250	GASOLINE	1998 >	0,7	GV8R08
YZ 250F	250	GASOLINE	2007 >	0,7	GV8R04
YZ 250F	250	GASOLINE	2001 > 2005	0,7	GV8R04
YZ 450F	450	GASOLINE	2005	0,7	GV8R04
YZ 450F	450	GASOLINE	2003 >	0,7	GV8R04
YZF 1000R / R / RJ/ RJC / RK / RM / RN	1000	GASOLINE	1996 > 2002	0,7	GV8R08



ELECTRICAL

EMS

CROSS REFERENCE

B6ES	GV6P01	29
B6HS	GV6P02	29
BR6HIX	GV6P02	29
BM6A	GV6P03	29
BP6ES	GV6P04	29
BPR6EIX	GV6P04	29
BP6HS	GV6P05	29
BP7HS	GV6P05	29
BPR7HIX	GV6P05	29
C6HSA	GV6P06	29
CR6HIX	GV6P06	29
BPR6ES	GV6R08	29
BPR6EIX	GV6R08	29
CPR6EA-9	GV6R09-09	29
CR6E	GV6R16	29
CR6HS	GV6R17	29
C6HA	GV6R17	29
CR6HSA	GV6R17	29
CR6HIX	GV6R17	29
BPR6EIX	GV6R19I	29
BP6ES	GV6R19I	29
BPR6ES	GV6R19I	29
B7HS	GV7P01	29
BR7HIX	GV7P01	29
C7HSA	GV7P02	29
CR7HSA	GV7P02	29
CR7HIX	GV7P02	29
DP7EA-9	GV7P03-09	29
DPR7EIX-9	GV7P03-09	29
BPR7HS	GV7R07	29
BP7HS	GV7R07	29
BPR7HIX	GV7R07	29
BR7HS	GV7R08	29
BPR7HS	GV7R08	29
BPR7HIX	GV7R08	29
CR7E	GV7R09	29
C7E	GV7R09	29
CR7EIX	GV7R09	29
CR7HSA	GV7R10	29
C7HSA	GV7R10	29
CR7HIX	GV7R10	29
DPR7EA-9	GV7R11-09	29
DPR7EIX-9	GV7R11-09	29
B8ES	GV8P01	29
B8EGV	GV8P01	29
BR8EIX	GV8P01	29
B8HS	GV8P02	29
BR8HS	GV8P02	29
BR8HIX	GV8P02	29
BP8HS	GV8P03	29
B8HS	GV8P03	29
BR8HIX	GV8P03	29
D8EA	GV8P04	29
DR8EA	GV8P04	29
DR8EIX	GV8P04	29
DP8EA-9	GV8P05-09	29
DPR8EA-9	GV8P05-09	29
DPR8EIX-9	GV8P05-09	29
CPR8EA-9	GV8R03-09	29
CPR8EAIX-9	GV8R03-09	29
CR8E	GV8R04	29
C8E	GV8R04	29
CR8EIX	GV8R04	29
CR8EH-9	GV8R05-09	29
CR8EH-9S	GV8R05-09	29
CR8EHIX-9	GV8R05-09	29
DPR8EA-9	GV8R06-09	29
DP8EA-9	GV8R06-09	29

DPR8EIX-9	GV8R06-09	29
DPR8Z	GV8R07	29
DR8EA	GV8R08	29
D8EA	GV8R08	29
DR8EIX	GV8R08	29
BR9ES	GV9R01	29
B9ES	GV9R01	29
BR9EIX	GV9R01	29
CR9EH-9	GV9R02-09	29
CR9EHIX-9	GV9R02-09	29
CPR9EA-9	GV9R04-09	29